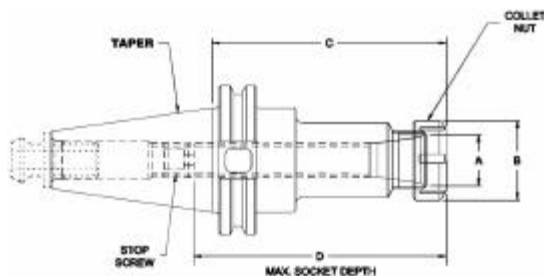


CAT-40 V-FLANGE ER COLLET CHUCKS

ER COLLET CHUCKS



C Proj.	L1	B Nut Dia.	D Socket Depth	Nut Tight. Torque (ft.lbs.)	Brand	Part Number	Price Each	MAX RPM Balanced Up to	Collet Nut	Wrench	Code
ER 8 ER-8 Collet Series- 0.019-0.196 (0.5mm-5mm)											
2.5	0.51	0.47	-	-	Lyndex	C40-08ER250-L	\$155.70	-	ER8-NUT-LY	08-HSSPAN-LY	B
4	0.51	0.47	-	-	Lyndex	C40-08ER400-L	\$166.50	-	ER8-NUT-LY	08-HSSPAN-LY	B

ER 11 ER-11 Collet Series- 0.020-0.275 (0.5mm-7mm)											
2.50	-	0.75	-	22	Kingston	C40-11ER250-K	\$85.63	12,000G6.3	CN-ER11-K	WR-ER11-K	D
	-	0.75	2.25	22	Spin Tru	C40-11ER250-KB	\$99.71	20,000G2.5	CN-ER11-K	WR-ER11-K	D
	-	0.75	2.25	22	Parlec	C40-11ER250-P	\$121.10	-	CN-ER11-P	WR-ER11-P	B
	0.65	0.75	-	22	Lyndex	C40-11ER250-L	\$155.70	-	CN-ER11-L	WR-ER11-L	B
	0.65	0.75	-	22	Sowa	C40-11ER250-GB	\$109.68	20,000	CN-ER11-G	WR-ER11-G	C
2.75	-	0.63	-	14	Techniks MN	C40-11ER275M-T	P.O.R	18,000G2.5	CN-ER11MN-T	WR-ER11MN-T	B
3.00	-	0.63	4	22	Domestic	C40-11ER300-A	\$121.10	-	CN-ER11-A	WR-ER11-A	B
	-	0.748	-	20	Techniks	C40-11ER300-T	\$128.70	18,000G2.5	CN-ER11-T	WR-ER11-T	B
4.00	-	0.75	2.25	22	Spin Tru	C40-11ER400-KB	\$99.71	20,000G2.5	CN-ER11-K	WR-ER11-K	D
	-	0.75	2.25	22	Parlec	C40-11ER400-P	\$131.60	-	CN-ER11-P	WR-ER11-P	B
	-	0.63	-	14	Techniks MN	C40-11ER400M-T	P.O.R	18,000G2.5	CN-ER11MN-T	WR-ER11MN-T	B
	0.65	0.75	-	22	Lyndex	C40-11ER400-L	\$166.50	-	CN-ER11-L	WR-ER11-L	B
6.00	0.65	0.75	-	22	Sowa	C40-11ER400-GB	\$109.68	20,000	CN-ER11-G	WR-ER11-G	C
	-	0.75	-	22	Kingston	C40-11ER600-K	\$92.35	12,000G6.3	CN-ER11-K	WR-ER11-K	D
	-	0.75	2.25	22	Spin Tru	C40-11ER600-KB	\$107.53	20,000G2.5	CN-ER11-K	WR-ER11-K	D
	-	0.75	2.25	22	Parlec	C40-11ER600-P	\$146.30	-	CN-ER11-P	WR-ER11-P	B
6.00	0.65	0.75	-	22	Lyndex	C40-11ER600-L	\$175.50	-	CN-ER11-L	WR-ER11-L	B
	0.65	0.75	-	22	Sowa	C40-11ER600-GB	\$129.25	20,000	CN-ER11-G	WR-ER11-G	C

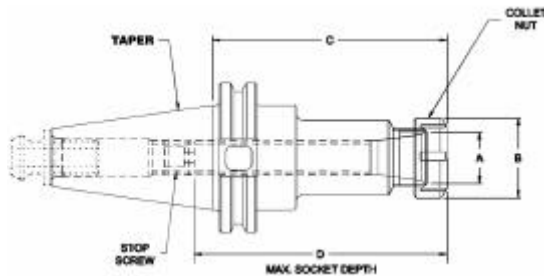
ER 16 ER-16 Collet Series- .020 - 0.393 (0.5mm - 10mm)											
2.25	0.87	1.26	-	52	Lyndex	C40-16ER225-L	\$155.70	-	CN-ER16-L	WR-ER16-L	B
2.50	-	1.10	-	52	Kingston	C40-16ER250-K	\$76.58	12,000G6.3	CN-ER16-K	WR-ER16-K	D
	-	1.10	-	52	Spin Tru	C40-16ER250-KB	\$89.71	20,000G2.5	CN-ER16-K	WR-ER16-K	D
	-	1.10	3	52	Domestic	C40-16ER250-A	\$117.60	-	CN-ER16-A	WR-ER16-A	B
	-	1.08	1.43	52	Collis	C40-16ER250-C	\$119.28	-	CN-ER16-C	WR-ER16-C	C
	0.87	1.26	-	52	Sowa	C40-16ER250-GB	\$98.09	20000	CN-ER16-G	WR-ER16-G	C
2.62	-	1.11	2.55	52	Parlec	C40-16ER262-P	\$126.00	-	CN-ER16PN-P	WR-ER16-P	B
	-	1.26	-	50	Techniks	C40-16ER276-T	\$128.70	18,000G2.5	CN-ER16-T	WR-ER16-T	B
	-	1.26	-	50	Techniks	C40-16ER276D-T	\$160.88	18,000G2.5	CN-ER16-T	WR-ER16-T	B
	-	0.87	-	22	Techniks MN	C40-16ER276M-T	P.O.R	18,000G2.5	CN-ER16MN-T	WR-ER16MN-T	B
3.00	-	1.08	1.94	52	Collis	C40-16ER300-C	\$119.28	-	CN-ER16-C	WR-ER16-C	C
3.12	-	1.10	-	52	Kingston	C40-16ER312-K	\$85.63	12,000G6.3	CN-ER16-K	WR-ER16-K	D
	-	1.10	-	52	Spin Tru	C40-16ER312-KB	\$99.71	20,000G2.5	CN-ER16-K	WR-ER16-K	D
	-	1.11	2.12	52	Parlec	C40-16ER312-P	\$119.00	-	CN-ER16PN-P	WR-ER16-P	B
3.50	-	1.10	2.76	52	Spin Tru	C40-16ER350-KB	\$99.71	20,000G2.5	CN-ER16-K	WR-ER16-K	D
	0.87	1.26	-	52	Lyndex	C40-16ER350-L	\$160.20	-	CN-ER16-L	WR-ER16-L	B
	0.87	1.26	-	52	Sowa	C40-16ER350-GB	\$109.40	20,000	CN-ER16-G	WR-ER16-G	C
4.00	-	1.10	2.76	52	Spin Tru	C40-16ER400-KB	\$103.79	20,000G2.5	CN-ER16-K	WR-ER16-K	D
	-	1.26	-	50	Techniks	C40-16ER400-T	\$130.50	18,000G2.5	CN-ER16-T	WR-ER16-T	B
	-	1.26	-	50	Techniks	C40-16ER400D-T	\$163.13	18,000G2.5	CN-ER16-T	WR-ER16-T	B
	-	1.26	-	52	Sowa	C40-16ER400-GB	\$114.16	20000	CN-ER16-G	WR-ER16-G	C
	-	0.87	-	22	Techniks MN	C40-16ER400M-T	P.O.R	18,000G2.5	CN-ER16MN-T	WR-ER16MN-T	B

(Additional ER 16 CAT-40 Collet Chucks are located on the following page)

Call Us Or Visit Our Website For Our Complete Selection!

CAT-40 V-FLANGE ER COLLET CHUCKS

ER COLLET CHUCKS

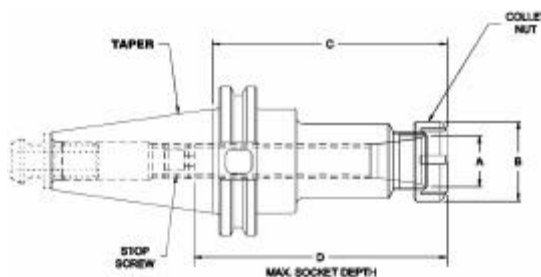


C Proj.	L1	B Nut Dia.	D Socket Depth	Nut Tight. Torque (ft.lbs.)	Brand	Part Number	Price Each	MAX RPM Balanced Up to	Collet Nut	Wrench	Code
ER 16 ER-16 Collet Series-.020 - 0.393 (0.5mm - 10mm) (continued)											
4.12	-	1.11	-	52	Parlec	C40-16ER412-P	\$135.10	-	CN-ER16PN-P	WR-ER16-P	B
5.00	-	1.10	-	52	Kingston	C40-16ER500-K	\$92.35	12,000G6.3	CN-ER16-K	WR-ER16-K	D
	-	1.10	-	52	Spin Tru	C40-16ER500-KB	\$107.53	20,000G2.5	CN-ER16-K	WR-ER16-K	D
	-	1.10	3	52	Domestic	C40-16ER500-A	\$128.10	-	CN-ER16-A	WR-ER16-A	B
	-	1.08	2.68	52	Collis	C40-16ER500-C	\$126.70	-	CN-ER16-C	WR-ER16-C	C
5.12	-	1.11	2.12	52	Parlec	C40-16ER512-P	\$132.30	-	CN-ER16PN-P	WR-ER16-P	B
6.00	-	1.10	-	52	Kingston	C40-16ER600-K	\$95.00	12,000G6.3	CN-ER16-K	WR-ER16-K	D
	-	1.10	2.76	52	Spin Tru	C40-16ER600-KB	\$107.53	20,000G2.5	CN-ER16-K	WR-ER16-K	D
	-	1.26	-	50	Techniks	C40-16ER600-T	\$144.00	18,000G2.5	CN-ER16-T	WR-ER16-T	B
	-	1.26	-	50	Techniks	C40-16ER600-D	\$180.00	18,000G2.5	CN-ER16-T	WR-ER16-T	B
	0.87	1.26	-	52	Lyndex	C40-16ER600-L	\$170.10	-	CN-ER16-L	WR-ER16-L	B
	0.87	1.26	-	52	Sowa	C40-16ER600-GB	\$118.28	20000	CN-ER16-G	WR-ER16-G	C
8.00	-	0.87	-	22	Techniks MN	C40-16ER600M-T	P.O.R	18,000G2.5	CN-ER16MN-T	WR-ER16MN-T	B
8.00	-	1.26	-	50	Techniks	C40-16ER800-T	\$162.00	18,000G2.5	CN-ER16-T	WR-ER16-T	B
ER 20 ER-20 Collet Series-.020 - 0.500 (0.5mm - 12.7mm)											
2.50	-	1.34	-	74	Kingston	C40-20ER250-K	\$76.58	12,000G6.3	CN-ER20-K	WR-ER20-K	D
	-	1.34	-	74	Spin Tru	C40-20ER250-KB	\$100.70	20,000G2.5	CN-ER20-K	WR-ER20-K	D
	1.06	1.38	-	74	Lyndex	C40-20ER250-L	\$160.20	-	CN-ER20-L	WR-ER20-L	B
	1.06	1.38	-	74	Sowa	C40-20ER250-GB	\$110.43	20000	CN-ER20-G	WR-ER20-G	C
2.76	-	1.38	-	74	Techniks	C40-20ER276-T	\$128.70	18,000G2.5	CN-ER20-T	WR-ER20-T	B
	-	1.38	-	74	Techniks	C40-20ER276-D	\$160.88	18,000G2.5	CN-ER20-T	WR-ER20-T	B
	-	1.102	-	25	Techniks MN	C40-20ER276M-T	P.O.R	18,000G2.5	CN-ER20MN-T	WR-ER20MN-T	B
3.00	-	1.34	3	74	Domestic	C40-20ER300-A	\$119.70	-	CN-ER20-A	WR-ER20-A	B
	-	1.25	2.57	74	Collis	C40-20ER300-C	\$119.28	-	CN-ER20-C	WR-ER20-C	C
3.12	-	1.34	-	74	Kingston	C40-20ER312-K	\$98.39	12,000G6.3	CN-ER20-K	WR-ER20-K	D
	-	1.34	-	74	Spin Tru	C40-20ER312-KB	\$98.39	20,000G2.5	CN-ER20-K	WR-ER20-K	D
	-	1.34	3	74	Parlec	C40-20ER312-P	\$121.80	-	CN-ER20-P	WR-ER20-P	B
4.00	-	1.34	-	74	Kingston	C40-20ER400-K	\$86.22	12,000G6.3	CN-ER20-K	WR-ER20-K	D
	-	1.34	3.15	74	Spin Tru	C40-20ER400-KB	\$100.39	20,000G2.5	CN-ER20-K	WR-ER20-K	D
	-	1.34	3	74	Domestic	C40-20ER400-A	\$119.70	-	CN-ER20-A	WR-ER20-A	B
	-	1.25	2.68	74	Collis	C40-20ER400-C	\$126.70	-	CN-ER20-C	WR-ER20-C	C
	-	1.38	-	74	Techniks	C40-20ER400-T	\$130.50	18,000G2.5	CN-ER20-T	WR-ER20-T	B
	-	1.38	-	74	Techniks	C40-20ER400-D	\$163.13	18,000G2.5	CN-ER20-T	WR-ER20-T	B
	-	1.102	-	25	Techniks MN	C40-20ER400M-T	P.O.R	18,000G2.5	CN-ER20MN-T	WR-ER20MN-T	B
	1.06	1.38	-	74	Lyndex	C40-20ER400-L	\$170.10	-	CN-ER20-L	WR-ER20-L	B
1.06	1.38	-	74	Sowa	C40-20ER400-GB	\$110.43	20000	CN-ER20-G	WR-ER20-G	C	
4.12	-	1.34	4	74	Parlec	C40-20ER412-P	\$124.60	-	CN-ER20-P	WR-ER20-P	B
5.25	-	1.34	3	74	Domestic	C40-20ER525-A	\$139.30	-	CN-ER20-A	WR-ER20-A	B
6.00	-	1.34	-	74	Kingston	C40-20ER600-K	\$95.00	12,000G6.3	CN-ER20-K	WR-ER20-K	D
	-	1.34	-	74	Spin Tru	C40-20ER600-KB	\$110.68	20,000G2.5	CN-ER20-K	WR-ER20-K	D
	-	1.38	-	74	Techniks	C40-20ER600-T	\$150.30	18,000G2.5	CN-ER20-T	WR-ER20-T	B
	-	1.38	-	74	Techniks	C40-20ER600-D	\$187.88	18,000G2.5	CN-ER20-T	WR-ER20-T	B
	1.06	1.38	-	74	Lyndex	C40-20ER600-L	\$175.50	-	CN-ER20-L	WR-ER20-L	B
	1.06	1.38	-	74	Sowa	C40-20ER600-GB	\$121.36	20000	CN-ER20-G	WR-ER20-G	C
6.12	-	1.34	4	74	Parlec	C40-20ER612-P	\$134.40	-	CN-ER20-P	WR-ER20-P	B
8.12	-	1.34	4	74	Parlec	C40-20ER812-P	\$172.00	-	CN-ER20-P	WR-ER20-P	B

Call Us Today For All Of Your Machine Tool Needs!

CAT-40 V-FLANGE ER COLLET CHUCKS

ER COLLET CHUCKS



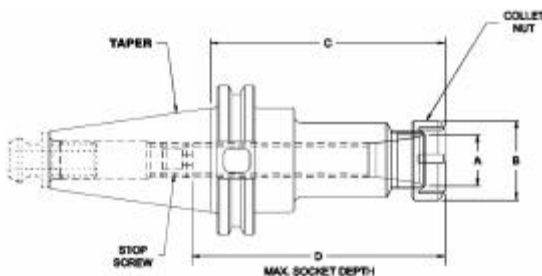
C Proj.	L1	B Nut Dia.	D Socket Depth	Nut Tight. Torque (ft.lbs.)	Brand	Part Number	Price Each	MAX RPM Balanced Up to	Collet Nut	Wrench	Code
ER 25 ER-25 Collet Series-.039 - 0.630 (1mm - 16mm)											
2.50	-	1.65	-	95	Kingston	C40-25ER250-K	\$89.50	12,000G6.3	CN-ER25-K	WR-ER25-K	D
	-	1.65	-	95	Spin Tru	C40-25ER250-KB	\$104.54	20,000G2.5	CN-ER25-K	WR-ER25-K	D
	-	1.65	3	95	Domestic	C40-25ER250-A	\$130.90	-	CN-ER25-A	WR-ER25-A	B
	-	1.65	-	95	Techniks	C40-25ER250-T	\$128.70	18,000G2.5	CN-ER25-T	WR-ER25-T	B
	1.18	1.65	-	95	Lyndex	C40-25ER250-L	\$160.20	-	CN-ER25-L	WR-ER25-L	B
	1.18	1.65	-	95	Sowa	C40-25ER250-GB	\$114.63	20000	CN-ER25-G	WR-ER25-G	C
2.62	-	1.67	2.5	95	Parlec	C40-25ER262-P	\$121.80	-	CN-ER25-P	WR-ER25-P	B
2.76	-	1.65	-	95	Techniks	C40-25ER276-T	\$128.70	18,000G2.5	CN-ER25-T	WR-ER25-T	B
	-	1.65	-	95	Techniks	C40-25ER276D-T	\$160.88	18,000G2.5	CN-ER25-T	WR-ER25-T	B
4.00	-	1.65	-	95	Kingston	C40-25ER400-K	\$89.50	12,000G6.3	CN-ER25-K	WR-ER25-K	D
	-	1.65	-	95	Spin Tru	C40-25ER400-KB	\$104.54	20,000G2.5	CN-ER25-K	WR-ER25-K	D
	-	1.65	3	95	Domestic	C40-25ER400-A	\$135.10	-	CN-ER25-A	WR-ER25-A	B
	-	1.65	3	95	Collis	C40-25ER400-C	\$123.69	-	CN-ER25-C	WR-ER25-C	C
	-	1.65	-	95	USST*	C40-25ER400-U	\$81.00	-	CN-ER25-K	WR-ER25-K	D
	-	1.65	-	95	Techniks	C40-25ER400-T	\$139.50	18,000G2.5	CN-ER25-T	WR-ER25-T	B
	-	1.65	-	95	Techniks	C40-25ER400D-T	\$174.38	18,000G2.5	CN-ER25-T	WR-ER25-T	B
	1.18	1.65	-	95	Lyndex	C40-25ER400-L	\$170.10	-	CN-ER25-L	WR-ER25-L	B
1.18	1.65	-	95	Sowa	C40-25ER400-GB	\$114.63	20000	CN-ER25-G	WR-ER25-G	C	
4.12	-	1.67	4	95	Parlec	C40-25ER412-P	\$127.40	-	CN-ER25-P	WR-ER25-P	B
6.00	-	1.65	-	95	Kingston	C40-25ER600-K	\$97.63	12,000G6.3	CN-ER25-K	WR-ER25-K	D
	-	1.65	-	95	Spin Tru	C40-25ER600-KB	\$114.86	20,000G2.5	CN-ER25-K	WR-ER25-K	D
	-	1.65	3	95	Domestic	C40-25ER600-A	\$170.10	-	CN-ER25-A	WR-ER25-A	B
	-	1.65	-	95	Techniks	C40-25ER600-T	\$144.00	18,000G2.5	CN-ER25-T	WR-ER25-T	B
	-	1.65	-	95	Techniks	C40-25ER600D-T	\$180.00	18,000G2.5	CN-ER25-T	WR-ER25-T	B
	1.18	1.65	-	95	Lyndex	C40-25ER600-L	\$175.50	-	CN-ER25-L	WR-ER25-L	B
1.18	1.65	-	95	Sowa	C40-25ER600-GB	\$125.95	20000	CN-ER25-G	WR-ER25-G	C	
6.12	-	1.67	4	95	Parlec	C40-25ER612-P	\$146.30	-	CN-ER25-P	WR-ER25-P	B
8.00	-	1.65	-	95	Techniks	C40-25ER800-T	\$162.00	18,000G2.5	CN-ER25-T	WR-ER25-T	B
*HAAS & USST Toolholders are available while supplies last.											
ER 32 ER-32 Collet Series-.040 - 0.810 (1mm - 20.6mm)											
1.06	-	1.97	-	125	Spin Tru	C40-32ER106-KB	\$126.00	20,000G2.5	CN-ER32-K	WR-ER32-K	D
1.10	-	1.57	-	125	Techniks	C40-32ER110-T	\$113.40	18,000G2.5	CN-ER32SN-T	WR-ER32SN-T	B
1.69	-	1.97	-	125	Spin Tru	C40-32ER169-KB	\$126.00	20,000G2.5	CN-ER32-K	WR-ER32-K	D
2.38	-	1.97	3.00	125	Domestic	C40-32ER238-A	\$118.30	-	CN-ER32-A	WR-ER32-A	B
2.50	-	1.97	-	125	Kingston	C40-32ER250-K	\$91.25	12,000G6.3	CN-ER32-K	WR-ER32-K	D
	-	1.97	3.46	125	Spin Tru	C40-32ER250-KB	\$99.88	20,000G2.5	CN-ER32-K	WR-ER32-K	D
	-	1.97	-	125	Sowa	C40-32ER250-GB	\$116.33	20000	CN-ER32-G	WR-ER32-G	C
2.76	-	1.97	-	125	Techniks	C40-32ER276-T	\$137.70	18,000G2.5	CN-ER32-T	WR-ER32-T	B
	-	1.97	-	125	Techniks	C40-32ER276D-T	\$172.13	18,000G2.5	CN-ER32-T	WR-ER32-T	B
3.00	-	1.97	-	125	Kingston	C40-32ER300-K	\$91.25	12,000G6.3	CN-ER32-K	WR-ER32-K	D
	-	1.97	3.00	125	Domestic	C40-32ER300-A	\$123.90	-	CN-ER32-A	WR-ER32-A	B
	-	1.97	3.49	125	Collis	C40-32ER300-C	\$117.04	-	CN-ER32-C	WR-ER32-C	C
	-	1.97	-	125	USST*	C40-32ER300-U	\$81.00	-	CN-ER32-K	WR-ER32-K	D
3.12	-	1.97	4.00	125	Parlec	C40-32ER312-P	\$126.00	-	CN-ER32-P	WR-ER32-P	B
3.13	-	1.97	3.46	125	Spin Tru	C40-32ER313-KB	\$106.25	20,000G2.5	CN-ER32-K	WR-ER32-K	D
	1.34	1.97	-	125	Lyndex	C40-32ER313-L	\$160.20	-	CN-ER32-L	WR-ER32-L	B
	1.34	1.97	-	125	Sowa	C40-32ER313-GB	\$116.88	20,000	CN-ER32-G	WR-ER32-G	C

(Additional ER 32 CAT-40 Collet Chucks are located on the following page)

Call Us Or Visit Our Website For Our Complete Selection!

CAT-40 V-FLANGE ER COLLET CHUCKS

ER COLLET CHUCKS



C Proj.	L1	B Nut Dia.	D Socket Depth	Nut Tight. Torque (ft.lbs.)	Brand	Part Number	Price Each	MAX RPM Balanced Up to	Collet Nut	Wrench	Code
ER 32	ER-32 Collet Series-.040 - 0.810 (1mm - 20.6mm) (continued)										
4.00	-	1.97	-	125	Kingston	C40-32ER400-K	\$94.17	12,000G6.3	CN-ER32-K	WR-ER32-K	D
	-	1.97	3.94	125	Spin Tru	C40-32ER400-KB	\$110.33	20,000G2.5	CN-ER32-K	WR-ER32-K	D
	-	1.97	3.00	125	Domestic	C40-32ER400-A	\$128.10	-	CN-ER32-A	WR-ER32-A	B
	-	1.97	-	125	Techniks	C40-32ER400-T	\$137.70	18,000G2.5	CN-ER32-T	WR-ER32-T	B
	-	1.97	-	125	Techniks	C40-32ER400D-T	\$172.13	18,000G2.5	CN-ER32-T	WR-ER32-T	B
-	1.97	-	125	Sowa	C40-32ER400-GB	\$121.36	20,000	CN-ER32-G	WR-ER32-G	C	
4.12	-	1.97	4.00	125	Parlec	C40-32ER412-P	\$127.40	-	CN-ER32-P	WR-ER32-P	B
5.00	-	1.97	3.94	125	Spin Tru	C40-32ER500-KB	\$114.07	20,000G2.5	CN-ER32-K	WR-ER32-K	D
	1.34	1.97	-	125	Lyndex	C40-32ER500-L	\$170.10	-	CN-ER32-L	WR-ER32-L	B
	1.34	1.97	-	125	Sowa	C40-32ER500-GB	\$125.48	20,000	CN-ER32-G	WR-ER32-G	C
6.00	-	1.97	-	125	Kingston	C40-32ER600-K	\$100.67	12,000G6.3	CN-ER32-K	WR-ER32-K	D
	-	1.97	-	125	Spin Tru	C40-32ER600-KB	\$118.44	20,000G2.5	CN-ER32-K	WR-ER32-K	D
	-	1.97	3.00	125	Domestic	C40-32ER600-A	\$139.30	-	CN-ER32-A	WR-ER32-A	B
	-	1.97	3.49	125	Collis	C40-32ER600-C	\$141.61	-	CN-ER32-C	WR-ER32-C	C
	-	1.97	-	125	Techniks	C40-32ER600-T	\$156.60	18,000G2.5	CN-ER32-T	WR-ER32-T	B
	-	1.97	-	125	Techniks	C40-32ER600D-T	\$195.75	18,000G2.5	CN-ER32-T	WR-ER32-T	B
-	1.97	-	125	Sowa	C40-32ER600-GB	\$129.88	20,000	CN-ER32-G	WR-ER32-G	C	
6.12	-	1.97	4.00	125	Parlec	C40-32ER612-P	\$138.60	-	CN-ER32-P	WR-ER32-P	B
8.00	-	1.97	-	125	Techniks	C40-32ER800-T	\$175.50	18,000G2.5	CN-ER32-T	WR-ER32-T	B
8.12	-	1.97	4.00	125	Parlec	C40-32ER812-P	\$213.50	-	CN-ER32-P	WR-ER32-P	B

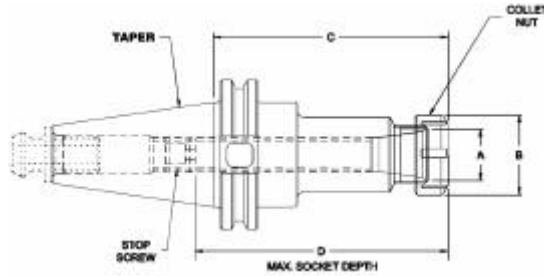
*HAAS & USST Toolholders are available while supplies last.

ER 40	ER-40 Collet Series-.040 - 0.810 (1mm - 20.6mm)										
2.50	-	2.48	-	140	Kingston	C40-40ER250-K	\$95.63	12,000G6.3	CN-ER40-K	WR-ER40-K	D
	-	2.48	3.1	140	Spin Tru	C40-40ER250-KB	\$107.36	20,000G2.5	CN-ER40-K	WR-ER40-K	D
	-	2.48	-	140	Sowa	C40-40ER250-GB	\$118.10	20,000	CN-ER40-G	WR-ER40-G	C
3.00	-	2.48	-	140	Kingston	C40-40ER300-K	\$95.63	12,000G6.3	CN-ER40-K	WR-ER40-K	D
	-	2.48	3.38	140	Collis	C40-40ER300-C	\$119.28	-	CN-ER40-C	WR-ER40-C	C
3.13	-	2.48	3.10	140	Spin Tru	C40-40ER313-KB	\$111.35	20,000G2.5	CN-ER40-K	WR-ER40-K	D
	1.50	2.48	-	140	Lyndex	C40-40ER313-L	\$160.20	-	CN-ER40-L	WR-ER40-L	B
	1.50	2.48	-	140	Sowa	C40-40ER313-GB	\$122.49	20,000	CN-ER40-G	WR-ER40-G	C
3.15	-	2.48	5.00	140	Domestic	C40-40ER315-A	\$133.70	-	CN-ER40-A	WR-ER40-A	B
	-	2.48	-	140	Techniks	C40-40ER315-T	\$144.00	18,000G2.5	CN-ER40-T	WR-ER40-T	B
	-	2.48	-	140	Techniks	C40-40ER315D-T	\$180.00	18,000G2.5	CN-ER40-T	WR-ER40-T	B
4.00	-	2.48	-	140	Kingston	C40-40ER400-K	\$95.63	12,000G6.3	CN-ER40-K	WR-ER40-K	D
	-	2.48	5.91	140	Spin Tru	C40-40ER400-KB	\$115.18	20,000G2.5	CN-ER40-K	WR-ER40-K	D
	-	2.48	-	140	USST*	C40-40ER400-U	\$81.00	-	CN-ER40-K	WR-ER40-K	D
	-	2.48	-	140	Techniks	C40-40ER400-T	\$144.00	18,000G2.5	CN-ER40-T	WR-ER40-T	B
	-	2.48	-	140	Techniks	C40-40ER400D-T	\$180.00	18,000G2.5	CN-ER40-T	WR-ER40-T	B
-	2.48	-	140	Sowa	C40-40ER400-GB	\$126.69	20,000	CN-ER40-G	WR-ER40-G	C	
4.12	-	2.36	4.00	162	Parlec	C40-40ER412-P	\$127.40	-	CN-ER40-P	WR-ER40-P	B
5.00	-	2.48	5.91	140	Spin Tru	C40-40ER500-KB	\$119.17	20,000G2.5	CN-ER40-K	WR-ER40-K	D
	1.50	2.48	-	140	Lyndex	C40-40ER500-L	\$170.10	-	CN-ER40-L	WR-ER40-L	B
	1.50	2.48	-	140	Sowa	C40-40ER500-GB	\$131.09	20,000	CN-ER40-G	WR-ER40-G	C
6.00	-	2.48	-	140	Kingston	C40-40ER600-K	\$104.96	12,000G6.3	CN-ER40-K	WR-ER40-K	D
	-	2.48	-	140	Spin Tru	C40-40ER600-KB	\$123.47	20,000G2.5	CN-ER40-K	WR-ER40-K	D
	-	2.48	4.60	140	Collis	C40-40ER600-C	\$149.10	-	CN-ER40-C	WR-ER40-C	C
	-	2.48	-	140	Techniks	C40-40ER600-T	\$171.00	18,000G2.5	CN-ER40-T	WR-ER40-T	B
	-	2.48	-	140	Sowa	C40-40ER600-GB	\$135.39	20,000	CN-ER40-G	WR-ER40-G	C
6.12	-	2.36	4.00	162	Parlec	C40-40ER612-P	\$146.30	-	CN-ER40-P	WR-ER40-P	B

Call Us Today For All Of Your Machine Tool Needs!

CAT-50 V-FLANGE ER COLLET CHUCKS

ER COLLET CHUCKS



**RETENTION
KNOBS**
are on
page 154-161



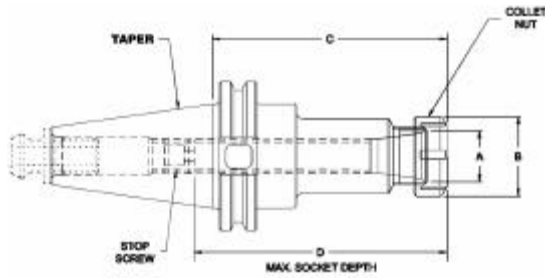
C Proj.	L1	B Nut Dia.	D Socket Depth	Nut Tight. Torque (ft.lbs.)	Brand	Part Number	Price Each	MAX RPM Balanced Up to	Collet Nut	Wrench	Code
ER 16 ER-16 Collet Series-.020 - 0.393 (0.5mm - 10mm)											
3.00	-	1.08	1.94	52	Collis	C50-16ER300-C	\$141.61	-	CN-ER16-C	WR-ER16-C	C
4.00	-	1.10	3	52	Domestic	C50-16ER400-A	\$141.40	-	CN-ER16-A	WR-ER16-A	B
	-	1.26	-	50	Techniks	C50-16ER400-T	\$157.50	18,000G2.5	CN-ER16-T	WR-ER16-T	B
	-	1.26	-	50	Techniks	C50-16ER400D-T	\$200.25	18,000G2.5	CN-ER16-T	WR-ER16-T	B
	-	0.87	-	22	Techniks MN	C50-16ER400M-T	P.O.R	18,000G2.5	CN-ER16MN-T	WR-ER16MN-T	B
4.12	-	1.10	-	52	Kingston	C50-16ER412-K	\$127.39	12,000G6.3	CN-ER16-K	WR-ER16-K	D
	-	1.10	2.76	52	Spin Tru	C50-16ER412-KB	\$148.33	15,000G2.5	CN-ER16-K	WR-ER16-K	D
	-	1.11	2.62	52	Parlec	C50-16ER412-P	\$133.70	-	CN-ER16PN-P	WR-ER16-P	B
	0.87	1.26	-	52	Lyndex	C50-16ER412-L	\$179.10	-	CN-ER16-L	WR-ER16-L	B
	1.26	1.26	-	52	Sowa	C50-16ER412-GB	\$163.16	15000	CN-ER16-G	WR-ER16-G	C
4.93	-	1.10	-	52	Kingston	C50-16ER493-K	\$138.12	12,000G6.3	CN-ER16-K	WR-ER16-K	D
5.00	-	1.10	3	52	Domestic	C50-16ER500-A	\$145.60	-	CN-ER16-A	WR-ER16-A	B
	-	1.08	2.68	52	Collis	C50-16ER500-C	\$156.52	-	CN-ER16-C	WR-ER16-C	C
5.12	-	1.11	-	52	Parlec	C50-16ER512-P	\$139.30	-	CN-ER16PN-P	WR-ER16-P	B
6.00	-	1.10	-	52	Kingston	C50-16ER600-K	\$136.70	12,000G6.3	CN-ER16-K	WR-ER16-K	D
	-	1.10	-	52	Spin Tru	C50-16ER600-KB	\$161.33	15,000G2.5	CN-ER16-K	WR-ER16-K	D
	-	1.26	-	50	Techniks	C50-16ER600-T	\$171.00	18,000G2.5	CN-ER16-T	WR-ER16-T	B
	-	1.26	-	50	Techniks	C50-16ER600D-T	\$218.25	18,000G2.5	CN-ER16-T	WR-ER16-T	B
	0.87	1.26	-	52	Lyndex	C50-16ER600-L	\$197.10	-	CN-ER16-L	WR-ER16-L	B
	1.26	1.26	-	52	Sowa	C50-16ER600-GB	\$176.90	15000	CN-ER16-G	WR-ER16-G	C
	-	0.87	-	22	Techniks MN	C50-16ER600M-T	P.O.R	18,000G2.5	CN-ER16MN-T	WR-ER16MN-T	B
6.12	-	1.11	2.62	52	Parlec	C50-16ER612-P	\$142.10	-	CN-ER16PN-P	WR-ER16-P	B
7.00	-	1.1	3	52	Domestic	C50-16ER700-A	\$157.50	-	CN-ER16-A	WR-ER16-A	B
8.00	-	1.1	2.76	52	Spin Tru	C50-16ER800-KB	\$184.54	15,000G2.5	CN-ER16-K	WR-ER16-K	D
	-	1.26	-	50	Techniks	C50-16ER800-T	\$225.00	18,000G2.5	CN-ER16-T	WR-ER16-T	B
	0.87	1.26	-	52	Lyndex	C50-16ER800-L	\$207.00	-	CN-ER16-L	WR-ER16-L	B
	1.26	1.26	-	52	Sowa	C50-16ER800-GB	\$202.99	15000	CN-ER16-G	WR-ER16-G	C
8.12	-	1.11	-	52	Parlec	C50-16ER812-P	\$165.20	-	CN-ER16PN-P	WR-ER16-P	B

ER 20 ER-20 Collet Series-.020 - 0.500 (0.5mm - 12.7mm)											
2.50	-	1.34	-	74	Kingston	C50-20ER250-K	\$128.05	12,000G6.3	CN-ER20-K	WR-ER20-K	D
	-	1.34	3.15	74	Spin Tru	C50-20ER250-KB	\$149.09	15,000G2.5	CN-ER20-K	WR-ER20-K	D
	1.06	1.38	-	74	Lyndex	C50-20ER250-L	\$179.10	-	CN-ER20-L	WR-ER20-L	B
	1.38	1.38	-	74	Sowa	C50-20ER250-GB	\$164.00	15000	CN-ER20-G	WR-ER20-G	C
3.00	-	1.25	2.38	74	Collis	C50-20ER300-C	\$149.10	-	CN-ER20-C	WR-ER20-C	C
4.00	-	1.34	-	74	Kingston	C50-20ER400-K	\$128.05	12,000G6.3	CN-ER20-K	WR-ER20-K	D
	-	1.34	-	74	Spin Tru	C50-20ER400-KB	\$149.56	15,000G2.5	CN-ER20-K	WR-ER20-K	D
	-	1.34	3	74	Domestic	C50-20ER400-A	\$151.20	-	CN-ER20-A	WR-ER20-A	B
	-	1.25	2.38	74	Collis	C50-20ER400-C	\$149.10	-	CN-ER20-C	WR-ER20-C	C
	-	1.38	-	74	Techniks	C50-20ER400-T	\$162.00	18,000G2.5	CN-ER20-T	WR-ER20-T	B
	-	1.38	-	74	Techniks	C50-20ER400D-T	\$204.75	18,000G2.5	CN-ER20-T	WR-ER20-T	B
	-	1.102	-	25	Techniks MN	C50-20ER400M-T	P.O.R	18,000G2.5	CN-ER20MN-T	WR-ER20MN-T	B
	1.06	1.38	-	74	Lyndex	C50-20ER400-L	\$197.10	-	CN-ER20-L	WR-ER20-L	B
	1.38	1.38	-	74	Sowa	C50-20ER400-GB	\$164.00	15000	CN-ER20-G	WR-ER20-G	C
4.12	-	1.34	4	74	Parlec	C50-20ER412-P	\$143.50	-	CN-ER20-P	WR-ER20-P	B

Call Us Or Visit Our Website For Our Complete Selection!

CAT-50 V-FLANGE ER COLLET CHUCKS

ER COLLET CHUCKS



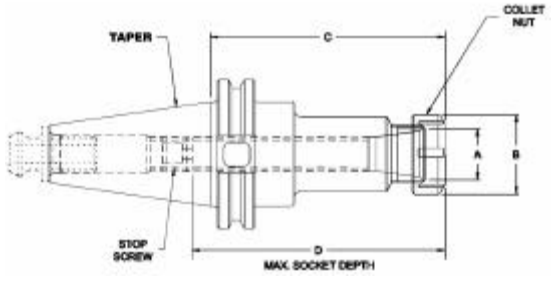
C Proj.	L1	B Nut Dia.	D Socket Depth	Nut Tight. Torque (ft.lbs.)	Brand	Part Number	Price Each	MAX RPM Balanced Up to	Collet Nut	Wrench	Code
ER 20 ER-20 Collet Series-.020 - 0.500 (0.5mm - 12.7mm) (continued)											
6.00	-	1.34	-	74	Kingston	C50-20ER600-K	\$141.41	12,000G6.3	CN-ER20-K	WR-ER20-K	D
	-	1.34	-	74	Spin Tru	C50-20ER600-KB	\$165.70	15,000G2.5	CN-ER20-K	WR-ER20-K	D
	-	1.34	3	74	Domestic	C50-20ER600-A	\$165.20	-	CN-ER20-A	WR-ER20-A	B
	-	1.25	2.32	74	Collis	C50-20ER600-C	\$164.01	-	CN-ER20-C	WR-ER20-C	C
	-	1.38	-	74	Techniks	C50-20ER600-T	\$162.00	18,000G2.5	CN-ER20-T	WR-ER20-T	B
	-	1.102	-	25	Techniks MN	C50-20ER600M-T	P.O.R	18,000G2.5	CN-ER20MN-T	WR-ER20MN-T	B
	1.06	1.38	-	74	Lyndex	C50-20ER600-L	\$207.00	-	CN-ER20-L	WR-ER20-L	B
1.38	1.38	-	74	Sowa	C50-20ER600-GB	\$181.12	15000	CN-ER20-G	WR-ER20-G	C	
6.12	-	1.34	4	74	Parlec	C50-20ER612-P	\$154.70	-	CN-ER20-P	WR-ER20-P	B
8.00	-	1.34	-	74	Kingston	C50-20ER800-K	\$159.29	12,000G6.3	CN-ER20-K	WR-ER20-K	D
	-	1.34	3.15	74	Spin Tru	C50-20ER800-KB	\$185.47	15,000G2.5	CN-ER20-K	WR-ER20-K	D
	-	1.38	-	74	Techniks	C50-20ER800-T	\$225.00	18,000G2.5	CN-ER20-T	WR-ER20-T	B
	1.06	1.38	-	74	Lyndex	C50-20ER800-L	\$234.00	-	CN-ER20-L	WR-ER20-L	B
	1.38	1.38	-	74	Sowa	C50-20ER800-GB	\$204.02	15000	CN-ER20-G	WR-ER20-G	C
8.12	-	1.34	4	74	Parlec	C50-20ER812-P	\$172.20	-	CN-ER20-P	WR-ER20-P	B
ER 25 ER-25 Collet Series-.039 - 0.630 (1mm - 16mm)											
2.50	-	1.65	3.93	95	Spin Tru	C50-25ER250-KB	\$152.83	15,000G2.5	CN-ER25-K	WR-ER25-K	D
	1.18	1.65	-	95	Lyndex	C50-25ER250-L	\$179.10	-	CN-ER25-L	WR-ER25-L	B
	1.65	1.65	-	95	Sowa	C50-25ER250-GB	\$168.11	15000	CN-ER25-G	WR-ER25-G	C
4.00	-	1.65	-	95	Kingston	C50-25ER400-K	\$131.26	12,000G6.3	CN-ER25-K	WR-ER25-K	D
	-	1.65	-	95	Spin Tru	C50-25ER400-KB	\$153.31	15,000G2.5	CN-ER25-K	WR-ER25-K	D
	-	1.65	3	95	Domestic	C50-25ER400-A	\$183.60	-	CN-ER25-A	WR-ER25-A	B
	-	1.65	3	95	Collis	C50-25ER400-C	\$149.10	-	CN-ER25-C	WR-ER25-C	C
	-	1.65	-	95	USST*	C50-25ER400-U	\$110.00	-	CN-ER25-K	WR-ER25-K	D
	-	1.65	-	95	Techniks	C50-25ER400-T	\$153.00	18,000G2.5	CN-ER25-T	WR-ER25-T	B
	-	1.65	-	95	Techniks	C50-25ER400D-T	\$196.88	18,000G2.5	CN-ER25-T	WR-ER25-T	B
	1.18	1.65	-	95	Lyndex	C50-25ER400-L	\$197.10	-	CN-ER25-L	WR-ER25-L	B
	1.65	1.65	-	95	Sowa	C50-25ER400-GB	\$168.11	15000	CN-ER25-G	WR-ER25-G	C
4.12	-	1.67	4	95	Parlec	C50-25ER412-P	\$146.30	-	CN-ER25-P	WR-ER25-P	B
6.00	-	1.65	-	95	Kingston	C50-25ER600-K	\$141.55	12,000G6.3	CN-ER25-K	WR-ER25-K	D
	-	1.65	-	95	Spin Tru	C50-25ER600-KB	\$165.34	15,000G2.5	CN-ER25-K	WR-ER25-K	D
	-	1.65	3	95	Domestic	C50-25ER600-A	\$200.60	-	CN-ER25-A	WR-ER25-A	B
	-	1.65	3	95	Collis	C50-25ER600-C	\$164.01	-	CN-ER25-C	WR-ER25-C	C
	-	1.65	-	95	Techniks	C50-25ER600-T	\$170.10	18,000G2.5	CN-ER25-T	WR-ER25-T	B
	1.18	1.65	-	95	Lyndex	C50-25ER600-L	\$207.00	-	CN-ER25-L	WR-ER25-L	B
	1.65	1.65	-	95	Sowa	C50-25ER600-GB	\$181.30	15000	CN-ER25-G	WR-ER25-G	C
6.12	-	1.67	4	95	Parlec	C50-25ER612-P	\$156.80	-	CN-ER25-P	WR-ER25-P	B
8.00	-	1.65	-	95	Kingston	C50-25ER800-K	\$162.28	12,000G6.3	CN-ER25-K	WR-ER25-K	D
	-	1.65	-	95	Spin Tru	C50-25ER800-KB	\$189.55	15,000G2.5	CN-ER25-K	WR-ER25-K	D
	-	1.65	3	95	Collis	C50-25ER800-C	\$178.92	-	CN-ER25-C	WR-ER25-C	C
	-	1.65	-	95	Techniks	C50-25ER800-T	\$225.00	18,000G2.5	CN-ER25-T	WR-ER25-T	B
	1.18	1.65	-	95	Lyndex	C50-25ER800-L	\$234.00	-	CN-ER25-L	WR-ER25-L	B
	1.65	1.65	-	95	Sowa	C50-25ER800-GB	\$207.85	15000	CN-ER25-G	WR-ER25-G	C
	8.12	-	1.67	4	95	Parlec	C50-25ER812-P	\$173.60	-	CN-ER25-P	WR-ER25-P

*USST Toolholders are available while supplies last.

Call Us Today For All Of Your Machine Tool Needs!

CAT-50 V-FLANGE ER COLLET CHUCKS

ER COLLET CHUCKS



RETENTION KNOBS
are on
page 154-161



C Proj.	L1	B Nut Dia.	D Socket Depth	Nut Tight. Torque (ft.lbs.)	Brand	Part Number	Price Each	MAX RPM Balanced Up to	Collet Nut	Wrench	Code
ER 32 ER-32 Collet Series-.040 - 0.810 (1mm - 20.6mm)											
1.06	-	1.97	-	125	Spin Tru	C50-32ER106-KB	\$165.00	15,000G2.5	CN-ER32-K	WR-ER32-K	D
1.10	-	1.57	-	125	Techniks	C50-32ER110-T	\$148.50	18,000G2.5	CN-ER32SN-T	WR-ER32SN-T	B
1.69	-	1.97	-	125	Spin Tru	C50-32ER169-KB	\$165.00	15,000G2.5	CN-ER32-K	WR-ER32-K	D
3.94	-	1.97	-	125	USST*	C50-32ER394-U	\$110.00	-	CN-ER32-K	WR-ER32-K	D
4.00	-	1.97	-	125	Kingston	C50-32ER400-K	\$133.01	12,000G6.3	CN-ER32-K	WR-ER32-K	D
	-	1.97	-	125	Spin Tru	C50-32ER400-KB	\$155.36	15,000G2.5	CN-ER32-K	WR-ER32-K	D
	-	1.97	3	125	Domestic	C50-32ER400-A	\$151.20	-	CN-ER32-A	WR-ER32-A	B
	-	1.97	4.24	125	Collis	C50-32ER400-C	\$149.10	-	CN-ER32-C	WR-ER32-C	C
	-	1.97	-	125	Techniks	C50-32ER400-T	\$153.00	18,000G2.5	CN-ER32-T	WR-ER32-T	B
	-	1.97	-	125	Techniks	C50-32ER400D-T	\$195.75	18,000G2.5	CN-ER32-T	WR-ER32-T	B
	-	1.97	-	125	Lyndex	C50-32ER400-L	\$179.10	-	CN-ER32-L	WR-ER32-L	B
4.12	1.34	1.97	-	125	Sowa	C50-32ER400-L	\$179.10	-	CN-ER32-L	WR-ER32-L	B
	1.97	1.97	-	125	Sowa	C50-32ER400-GB	\$170.36	15000	CN-ER32-G	WR-ER32-G	C
4.12	-	1.97	4	125	Parlec	C50-32ER412-P	\$147.70	-	CN-ER32-P	WR-ER32-P	B
6.00	-	1.97	-	125	Kingston	C50-32ER600-K	\$137.03	12,000G6.3	CN-ER32-K	WR-ER32-K	D
	-	1.97	-	125	Spin Tru	C50-32ER600-KB	\$160.05	15,000G2.5	CN-ER32-K	WR-ER32-K	D
	-	1.97	4	125	Collis	C50-32ER600-C	\$164.01	-	CN-ER32-C	WR-ER32-C	C
	-	1.97	-	125	Techniks	C50-32ER600-T	\$179.10	18,000G2.5	CN-ER32-T	WR-ER32-T	B
	-	1.97	-	125	Techniks	C50-32ER600D-T	\$226.35	18,000G2.5	CN-ER32-T	WR-ER32-T	B
	-	1.97	-	125	Lyndex	C50-32ER600-L	\$197.10	-	CN-ER32-L	WR-ER32-L	B
	-	1.97	-	125	Sowa	C50-32ER600-GB	\$175.51	15000	CN-ER32-G	WR-ER32-G	C
6.12	-	1.97	3	125	Parlec	C50-32ER612-P	\$158.20	-	CN-ER32-P	WR-ER32-P	B
6.30	-	1.97	3	125	Domestic	C50-32ER630-A	\$200.60	-	CN-ER32-A	WR-ER32-A	B
8.00	-	1.97	3.94	125	Spin Tru	C50-32ER800-KB	\$191.93	15,000G2.5	CN-ER32-K	WR-ER32-K	D
	-	1.97	-	125	Techniks	C50-32ER800-T	\$202.50	18,000G2.5	CN-ER32-T	WR-ER32-T	B
	1.34	1.97	-	125	Lyndex	C50-32ER800-L	\$234.90	-	CN-ER32-L	WR-ER32-L	B
	1.97	1.97	-	125	Sowa	C50-32ER800-GB	\$211.12	15000	CN-ER32-G	WR-ER32-G	C
8.12	-	1.97	4	125	Parlec	C50-32ER812-P	\$172.20	-	CN-ER32-P	WR-ER32-P	B

ER COLLET SETS INCH & METRIC SIZES



- FEATURES:**
- Manufactured with Swiss technology, expertise and machinery in collaboration with a Swiss company
 - 16 jaw, high quality alloy steel construction
 - Fractional Collets manufactured specifically for US market requirements
 - Improved accuracy, higher precision
 - Tighter tolerances and better surface finishes result in improved quality
 - Longer tool life due to less vibration, better finish and higher accuracy

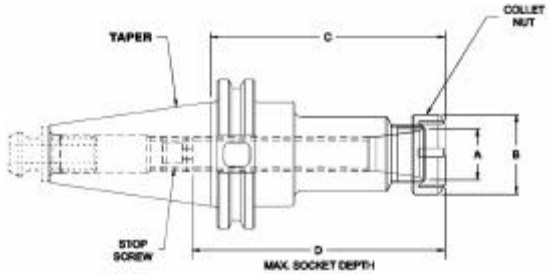


Type	Style	Description	No. Of Collets	Part Number	Set Price
ER-8	Metric	1mm to 5mm x .5mm	9	08-SET9	\$103.50
	Inch	1/16"-3/16" x 1/64	9	08-SET9-INCH	\$103.50
ER-11	Metric	1mm to 7mm x .5mm	13	11-SET13	\$149.50
	Inch	1/16"-1/4" x 1/32	7	11-SET7-INCH	\$80.50
ER-16	Inch	1/16" - 1/4" x 1/64	13	11-SET13-INCH	\$149.50
	Metric	1mm to 10mm x 1mm	10	16-SET10	\$115.00
ER-20	Inch	1/16" - 3/8" x 1/32"	11	16-SET11-INCH	\$126.50
	Metric	1mm to 13mm x 1mm	12	20-SET12	\$153.00
ER-25	Inch	1/16" - 1/2" x 1/32"	15	20-SET15-INCH	\$191.25
	Metric	2mm to 16mm x 1mm	15	25-SET15	\$191.25
ER-32	Inch	1/16" - 5/8" x 1/32"	18	25-SET18-INCH	\$229.50
	Metric	3mm to 20mm x 1mm	18	32-SET18	\$229.50
ER-40	Inch	1/8"-3/4" x 1/32"	21	32-SET21-INCH	\$267.75
	Metric	4mm to 26mm x 1mm	23	40-SET23	\$368.00
ER-40	Inch	1/8"-1" x 1/64"	15	40-SET15-INCH	\$244.00
	Inch	1/8" - 1" x 1/32"	29	40-SET29-INCH	\$464.00

Call Us Or Visit Our Website For Our Complete Selection!

CAT-50 V-FLANGE ER COLLET CHUCKS

ER COLLET CHUCKS



C Proj.	L1	B Nut Dia.	D Socket Depth	Nut Tight. Torque (ft.lbs.)	Brand	Part Number	Price Each	MAX RPM Balanced Up to	Collet Nut	Wrench	Code
ER 40 ER-40 Collet Series-.040 - 0.810 (1mm - 20.6mm)											
1.06	-	2.48	-	140	Spin Tru	C50-40ER106-KB	\$165.00	15,000G2.5	CN-ER40-K	WR-ER40-K	D
1.69	-	2.48	-	140	Spin Tru	C50-40ER169-KB	\$175.00	15,000G2.5	CN-ER40-K	WR-ER40-K	D
3.00	-	2.48	-	140	Kingston	C50-40ER300-K	\$125.46	12,000G6.3	CN-ER40-K	WR-ER40-K	D
	-	2.48	-	140	Spin Tru	C50-40ER300-KB	\$147.60	15,000G2.5	CN-ER40-K	WR-ER40-K	D
	-	2.48	3.85	140	Collis	C50-40ER300-C	\$164.01	-	CN-ER40-C	WR-ER40-C	C
3.94	-	2.48	-	140	USST*	C50-40ER394-U	\$110.00	-	CN-ER40-K	WR-ER40-K	D
4.00	-	2.48	-	140	Kingston	C50-40ER400-K	\$136.48	12,000G6.3	CN-ER40-K	WR-ER40-K	D
	-	2.48	-	140	Spin Tru	C50-40ER400-KB	\$160.56	15,000G2.5	CN-ER40-K	WR-ER40-K	D
	-	2.48	3	140	Domestic	C50-40ER400-A	\$170.10	-	CN-ER40-A	WR-ER40-A	B
	-	2.48	-	140	Techniks	C50-40ER400-T	\$162.00	18,000G2.5	CN-ER40-T	WR-ER40-T	B
	-	2.48	-	140	Techniks	C50-40ER400D-T	\$208.13	18,000G2.5	CN-ER40-T	WR-ER40-T	B
	1.5 2.48	2.48	-	140	Lyndex Sowa	C50-40ER400-L C50-40ER400-GB	\$198.00 \$176.07	- 15000	CN-ER40-L CN-ER40-G	WR-ER40-L WR-ER40-G	B C
4.12	-	2.36	4	162	Parlec	C50-40ER412-P	\$168.00	-	CN-ER40-P	WR-ER40-P	B
6.00	-	2.48	-	140	Kingston	C50-40ER600-K	\$147.06	12,000G6.3	CN-ER40-K	WR-ER40-K	D
	-	2.48	-	140	Spin Tru	C50-40ER600-KB	\$173.01	15,000G2.5	CN-ER40-K	WR-ER40-K	D
	-	2.48	4.6	140	Collis	C50-40ER600-C	\$164.01	-	CN-ER40-C	WR-ER40-C	C
	-	2.48	-	140	Techniks	C50-40ER600-T	\$189.00	18,000G2.5	CN-ER40-T	WR-ER40-T	B
	1.5 2.48	2.48	-	140	Lyndex Sowa	C50-40ER600-L C50-40ER600-GB	\$216.00 \$189.72	- 15000	CN-ER40-L CN-ER40-G	WR-ER40-L WR-ER40-G	B C
6.12	-	2.36	4	162	Parlec	C50-40ER612-P	\$184.80	-	CN-ER40-P	WR-ER40-P	B
6.30	-	2.48	3	140	Domestic	C50-40ER630-A	\$221.00	-	CN-ER40-A	WR-ER40-A	B
8.00	-	2.48	5.91	140	Spin Tru	C50-40ER800-KB	\$197.80	15,000G2.5	CN-ER40-K	WR-ER40-K	D
	-	2.48	-	140	Techniks	C50-40ER800-T	\$239.40	18,000G2.5	CN-ER40-T	WR-ER40-T	B
	1.5	2.48	-	140	Lyndex	C50-40ER800-L	\$234.90	-	CN-ER40-L	WR-ER40-L	B
	2.48	2.48	-	140	Sowa	C50-40ER800-GB	\$217.57	15000	CN-ER40-G	WR-ER40-G	C
8.12	-	2.36	4	162	Parlec	C50-40ER812-P	\$218.40	-	CN-ER40-P	WR-ER40-P	B

*USST Toolholders are available while supplies last.

ER50 ER-50 Collet Series-.394 - 1.339 (10mm - 33.6mm)											
3.94	-	3.07	3	160	Domestic	C50-50ER394-A	\$226.95	-	CN-ER50-A	WR-ER50-A	B
4.00	-	3.07	-	160	Techniks	C50-50ER400-T	\$239.40	18,000G2.5	CN-ER50-T	WR-ER50-T	B
6.00	-	3.07	-	160	Techniks	C50-50ER600-T	\$270.90	18,000G2.5	CN-ER50-T	WR-ER50-T	B
8.00	-	3.07	-	160	Techniks	C50-50ER800-T	\$289.80	18,000G2.5	CN-ER50-T	WR-ER50-T	B

TOOL FIXTURES



- FEATURES:**
- Holds your CAT-40/50 Tool Holders and keeps them from moving while being tightened.
 - Universal Handle makes it easy to use in any position.

Taper	Part Number	Price Each
CAT 40	TF-4001	\$95.00
CAT 50	TF-5001	\$175.00

BEST VALUE

STURDY PLASTIC HOLDING TRAYS

For CAT or BT Taper Toolholders



- FEATURES:**
- Can be used with CAT or BT Holders.
 - Available for 30 or 40 taper tool holders.
 - An inexpensive way to organize your tool holders.

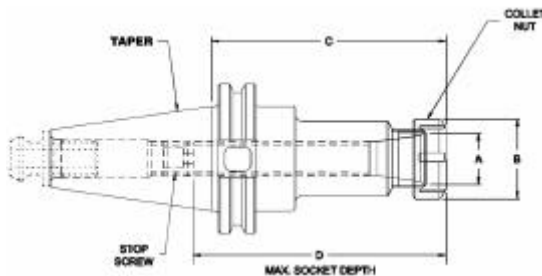
Taper Size	No. of Holes	Part Number	Price Each
CAT/BT30	10	TRAY30-10	\$29.50
CAT/BT40	10	TRAY40-10	\$29.50

BEST VALUE

Call Us Today For All Of Your Machine Tool Needs!

BT-30 ER COLLET CHUCKS

ER COLLET CHUCKS



**RETENTION
KNOBS
are on
page 154-161**



C Proj.	L1	B Nut Dia.	D Socket Depth	Nut Tight. Torque (ft.lbs.)	Brand	Part Number	Price Each	MAX RPM Balanced Up to	Collet Nut	Wrench	Code
ER 08	ER-08 Collet Series-.019 - 0.196 (0.5mm - 5mm)										
2.00	0.51	0.47	-	-	Lyndex	B30-08ER200-L	\$154.80	-	CN-ER08-L	WR-ER08-L	B
4.00	0.51	0.47	-	-	Lyndex	B30-08ER400-L	\$166.50	-	CN-ER08-L	WR-ER08-L	B

ER 11	ER-11 Collet Series-.020 - 0.275 (0.5mm - 7mm)										
2.00	-	0.75	1.75	22	Spin Tru	B30-11ER200-KB	\$94.78	30,000G2.5	CN-ER11-K	WR-ER11-K	D
	0.65	0.75	-	22	Lyndex	B30-11ER200-L	\$154.80	-	CN-ER11-L	WR-ER11-L	B
	0.65	0.75	-	22	Sowa	B30-11ER200-GB	\$104.25	20000	CN-ER11-G	WR-ER11-G	C
3.94	-	0.63	-	14	Techniks MN	B30-11ER394M-T	P.O.R	18,000G2.5	CN-ER11MN-T	WR-ER11MN-T	B
4.00	-	0.75	2.25	22	Spin Tru	B30-11ER400-KB	\$94.78	30,000G2.5	CN-ER11-K	WR-ER11-K	D
	0.65	0.75	-	22	Lyndex	B30-11ER400-L	\$166.50	-	CN-ER11-L	WR-ER11-L	B
	0.65	0.75	-	22	Sowa	B30-11ER400-GB	\$104.25	20000	CN-ER11-G	WR-ER11-G	C

ER 16	ER-16 Collet Series-.020 - 0.393 (0.5mm - 10mm)										
2.36	-	1.1	-	52	Kingston	B30-16ER236-K	\$81.40	12,000G6.3	CN-ER16-K	WR-ER16-K	D
	-	1.1	2.55	52	Spin Tru	B30-16ER236-KB	\$94.78	30,000G2.5	CN-ER16-K	WR-ER16-K	D
	-	1.26	-	50	Techniks	B30-16ER236-T	\$110.70	18,000G2.5	CN-ER16-T	WR-ER16-T	B
	0.87	1.26	-	52	Lyndex	B30-16ER236-L	\$154.80	-	CN-ER16-L	WR-ER16-L	B
	0.87	1.26	-	52	Sowa	B30-16ER236-GB	\$104.25	20000	CN-ER16-G	WR-ER16-G	C
2.48	-	1.11	1.95	52	Parlec	B30-16ER248-P	\$131.60	-	CN-ER16PN-P	WR-ER16-P	B
2.76	-	1.26	-	50	Techniks	B30-16ER276-T	\$110.70	18,000G2.5	CN-ER16-T	WR-ER16-T	B
	-	0.87	-	22	Techniks MN	B30-16ER276M-T	P.O.R	18,000G2.5	CN-ER16MN-T	WR-ER16MN-T	B
3.00	-	1.08	1.93	52	Collis	B30-16ER300-C	\$127.76	-	CN-ER16-C	WR-ER16-C	C
3.54	-	1.26	-	50	Techniks	B30-16ER354-T	\$110.70	18,000G2.5	CN-ER16-T	WR-ER16-T	B
3.94	-	1.26	-	50	Techniks	B30-16ER394-T	\$112.50	18,000G2.5	CN-ER16-T	WR-ER16-T	B
4.00	-	1.1	-	52	Kingston	B30-16ER400-K	\$81.40	12,000G6.3	CN-ER16-K	WR-ER16-K	D
	-	1.1	2.55	52	Spin Tru	B30-16ER400-KB	\$94.78	30,000G2.5	CN-ER16-K	WR-ER16-K	D
	0.87	1.26	-	52	Lyndex	B30-16ER400-L	\$166.50	-	CN-ER16-L	WR-ER16-L	B
	0.87	1.26	-	52	Sowa	B30-16ER400-GB	\$104.25	20000	CN-ER16-G	WR-ER16-G	C
	-	1.26	-	50	Techniks	B30-16ER472-T	\$117.00	18,000G2.5	CN-ER16-T	WR-ER16-T	B
4.72	-	0.87	-	22	Techniks MN	B30-16ER472M-T	P.O.R	18,000G2.5	CN-ER16MN-T	WR-ER16MN-T	B
	-	1.1	2.55	52	Spin Tru	B30-16ER500-KB	\$99.45	30,000G2.5	CN-ER16-K	WR-ER16-K	D
5.00	0.87	1.26	-	52	Lyndex	B30-16ER500-L	\$178.20	-	CN-ER16-L	WR-ER16-L	B
	0.87	1.26	-	52	Sowa	B30-16ER500-GB	\$109.40	20000	CN-ER16-G	WR-ER16-G	C
	-	1.1	2.55	52	Spin Tru	B30-16ER600-KB	\$99.45	30,000G2.5	CN-ER16-K	WR-ER16-K	D
6.00	0.87	1.26	-	52	Lyndex	B30-16ER600-L	\$198.00	-	CN-ER16-L	WR-ER16-L	B
	0.87	1.26	-	52	Sowa	B30-16ER600-GB	\$109.40	20000	CN-ER16-G	WR-ER16-G	C



BALANCED TOOLHOLDERS FOR INCREASED SPEED & SPINDLE LIFE

Kingston Tool offers a complete line of balanced CNC tool holders, manufactured to meet today's machinists need for speed and accuracy at a competitive price. Balanced to 12000 rpm @ g6.3, **Kingston Balanced Toolholders** increase spindle and tool life, as well as helping to improve surface finish.

Balanced Toolholders

Starting At Only

\$48.17 each



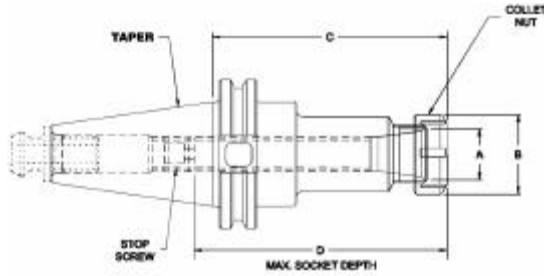
FEATURES:

- Balanced to 12,000 rpm @ g6.3
- Manufactured to the highest degree of technical excellence to ISO9002 quality control standards
- Certification included with each holder
- Crafted from SAE 8620 alloy steel
- AT3 Class Accuracy
- Balanced holders result in less vibration, chatter and extended tool life.
- 100% Satisfaction Guaranteed!

Call Us Or Visit Our Website For Our Complete Selection!

BT-30 ER COLLET CHUCKS

ER COLLET CHUCKS

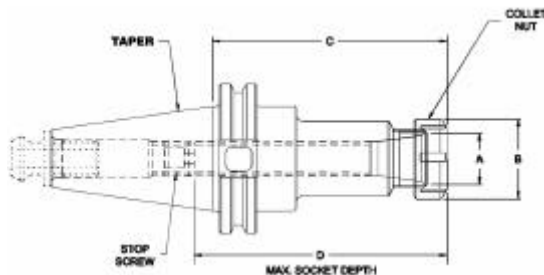


C Proj.	L1	B Nut Dia.	D Socket Depth	Nut Tight. Torque (ft.lbs.)	Brand	Part Number	Price Each	MAX RPM Balanced Up to	Collet Nut	Wrench	Code
ER 20 ER-20 Collet Series-.020 - 0.500 (0.5mm - 12.7mm)											
2.50	-	1.34	-	74	Kingston	B30-20ER250-K	\$81.40	12,000G6.3	CN-ER20-K	WR-ER20-K	D
	-	1.34	-	74	Spin Tru	B30-20ER250-KB	\$95.76	30,000G2.5	CN-ER20-K	WR-ER20-K	D
	-	1.34	-	74	Techniks	B30-20ER250-T	\$110.70	18,000G2.5	CN-ER20-T	WR-ER20-T	B
	1.06	1.38	-	74	Lyndex	B30-20ER250-L	\$154.80	-	CN-ER20-L	WR-ER20-L	B
	1.06	1.38	-	74	Sowa	B30-20ER250-GB	\$105.00	20000	CN-ER20-G	WR-ER20-G	C
2.76	-	1.34	-	74	Techniks	B30-20ER276-T	\$112.50	18,000G2.5	CN-ER20-T	WR-ER20-T	B
3.94	-	1.1	-	25	Techniks MN	B30-20ER394M-T	P.O.R	18,000G2.5	CN-ER20MN-T	WR-ER20MN-T	B
4.00	-	1.34	2.63	74	Spin Tru	B30-20ER400-KB	\$95.46	30,000G2.5	CN-ER20-K	WR-ER20-K	D
	1.06	1.38	-	74	Lyndex	B30-20ER400-L	\$166.50	-	CN-ER20-L	WR-ER20-L	B
	1.06	1.38	-	74	Sowa	B30-20ER400-GB	\$105.00	20000	CN-ER20-G	WR-ER20-G	C
5.91	-	1.1	-	25	Techniks MN	B30-20ER591M-T	P.O.R	18,000G2.5	CN-ER20MN-T	WR-ER20MN-T	B
ER 25 ER-25 Collet Series-.039 - 0.630 (1mm - 16mm)											
2.00	-	1.65	2.55	95	Spin Tru	B30-25ER200-KB	\$99.03	30,000G2.5	CN-ER25-K	WR-ER25-K	D
	1.18	1.65	-	95	Lyndex	B30-25ER200-L	\$154.80	-	CN-ER25-L	WR-ER25-L	B
	1.18	1.65	-	95	Sowa	B30-25ER200-GB	\$108.93	20000	CN-ER25-G	WR-ER25-G	C
2.36	-	1.65	-	95	Techniks	B30-25ER236-T	\$135.00	18,000G2.5	CN-ER25-T	WR-ER25-T	B
2.50	-	1.65	-	95	Kingston	B30-25ER250-K	\$84.18	12,000G6.3	CN-ER25-K	WR-ER25-K	D
	-	1.65	-	95	Spin Tru	B30-25ER250-KB	\$99.03	30,000G2.5	CN-ER25-K	WR-ER25-K	D
2.76	-	1.65	-	95	Techniks	B30-25ER276-T	\$117.00	18,000G2.5	CN-ER25-T	WR-ER25-T	B
3.54	-	1.65	-	95	Techniks	B30-25ER354-T	\$135.00	18,000G2.5	CN-ER25-T	WR-ER25-T	B
4.00	-	1.65	2.55	95	Spin Tru	B30-25ER400-KB	\$99.03	30,000G2.5	CN-ER25-K	WR-ER25-K	D
	1.18	1.65	-	95	Lyndex	B30-25ER400-L	\$166.50	-	CN-ER25-L	WR-ER25-L	B
	1.18	1.65	-	95	Sowa	B30-25ER400-GB	\$108.93	20000	CN-ER25-G	WR-ER25-G	C
5.31	-	1.65	-	95	Techniks	B30-25ER531-T	\$135.00	18,000G2.5	CN-ER25-T	WR-ER25-T	B
ER 32 ER-32 Collet Series-.040 - 0.810 (1mm - 20.6mm)											
2.36	-	1.97	-	125	Techniks	B30-32ER236-T	\$114.30	18,000G2.5	CN-ER32-T	WR-ER32-T	B
2.48	-	1.97	2.2	125	Parlec	B30-32ER248-P	\$151.20	-	CN-ER32-P	WR-ER32-P	B
2.76	-	1.97	-	125	Techniks	B30-32ER276-T	\$114.30	18,000G2.5	CN-ER32-T	WR-ER32-T	B
3.00	-	1.97	-	125	Kingston	B30-32ER300-K	\$86.73	12,000G6.3	CN-ER32-K	WR-ER32-K	D
	-	1.97	2.4	125	Spin Tru	B30-32ER300-KB	\$100.98	30,000G2.5	CN-ER32-K	WR-ER32-K	D
	1.34	1.97	-	125	Lyndex	B30-32ER300-L	\$154.80	-	CN-ER32-L	WR-ER32-L	B
	1.34	1.97	-	125	Sowa	B30-32ER300-GB	\$111.08	20000	CN-ER32-G	WR-ER32-G	C
3.94	-	1.97	-	125	Techniks	B30-32ER394-T	\$138.60	18,000G2.5	CN-ER32-T	WR-ER32-T	B
5.00	-	1.97	2.4	125	Spin Tru	B30-32ER500-KB	\$108.38	30,000G2.5	CN-ER32-K	WR-ER32-K	D
	1.34	1.97	-	125	Lyndex	B30-32ER500-L	\$166.50	-	CN-ER32-L	WR-ER32-L	B
	1.34	1.97	-	125	Sowa	B30-32ER500-GB	\$119.21	20000	CN-ER32-G	WR-ER32-G	C
ER 40 ER-40 Collet Series-.040 - 0.810 (1mm - 20.6mm)											
3.15	-	2.48	-	140	Techniks	B30-40ER315-T	\$154.80	18,000G2.5	CN-ER40-T	WR-ER40-T	B

Call Us Today For All Of Your Machine Tool Needs!

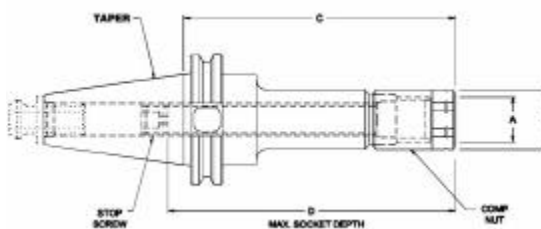
BT-35 COLLET CHUCKS

ER COLLET CHUCKS



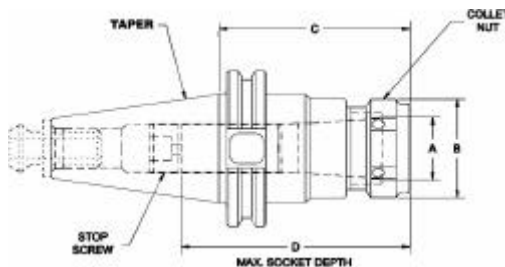
C Proj.	L1	B Nut Dia.	D Socket Depth	Nut Tight. Torque (ft.lbs.)	Brand	Part Number	Price Each	MAX RPM Balanced Up to	Collet Nut	Wrench	Code
ER 16	ER-16 Collet Series-.020 - 0.393 (0.5mm - 10mm)										
3.00	-	1.1	-	52	Spin Tru	B35-16ER300-KB	\$99.71	-	CN-ER16-K	WR-ER16-K	D
		1.08	1.93	52	Collis	B35-16ER300-C	\$136.32	-	CN-ER16-C	WR-ER16-C	C
	0.87	1.26	-	52	Lyndex	B35-16ER300-L	\$207.90	-	CN-ER16-L	WR-ER16-L	B

DA SERIES COLLET CHUCKS



C Proj.	L1	B Nut Dia.	D Socket Depth	Nut Tight. Torque (ft.lbs.)	Brand	Part Number	Price Each	MAX RPM Balanced Up to	Collet Nut	Wrench	Code
DA 100	DA100 Collet Series-.062 - 0.562 (1.587mm - 14.287mm)										
3.00	-	1.39	-	-	Collis	B35-10DA300-C	\$122.64	-	CN-DA100-C	WR-DA100-C	C
DA 180	DA180 Collet Series-.031 - 0.750 (.800mm - 19mm)										
3.00	-	1.69	-	-	Collis	B35-18DA300-C	\$137.97	-	CN-DA180-C	WR-DA180-C	C
DA 200	DA200 Collet Series-.031 - 0.375 (.800mm - 9.5mm)										
3.00	-	1.13	-	-	Collis	B35-20DA300-C	\$122.64	-	CN-DA200-C	WR-DA200-C	C
DA 300	DA300 Collet Series-.031 - 0.250 (.800mm - 6.4mm)										
3.00	-	0.85	-	-	Collis	B35-30DA300-C	\$122.64	-	CN-DA300-C	WR-DA300-C	C

TG SERIES COLLET CHUCKS

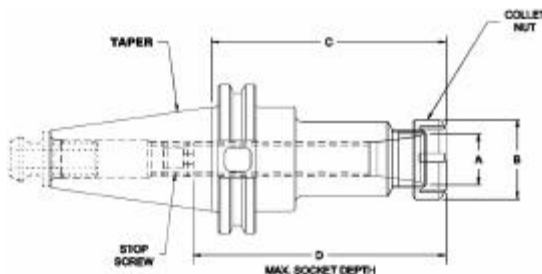


C Proj.	L1	B Nut Dia.	D Socket Depth	Nut Tight. Torque (ft.lbs.)	Brand	Part Number	Price Each	MAX RPM Balanced Up to	Collet Nut	Wrench	Code
TG 075	TG-75 Collet Series-3/64 to 3/4 (1.2mm - 19.1mm)										
2.76	-	2.12	-	60	Collis	B35-75TG276-C	\$101.36	-	CN-TG075-C	WR-TG075-C	C
TG 100	TG-100 Collet Series-5/64 to 1" (2mm - 25.4mm)										
3.50	-	2.44	-	60	Spin Tru	B35-10TG350-KB	\$90.50	-	CN-TG100-K	WR-TG100-K	D
		2.44	-	60	Collis	B35-10TG350-C	\$114.03	-	CN-TG100-C	WR-TG100-C	C

Call Us Today For All Of Your Machine Tool Needs!

BT-40 ER COLLET CHUCKS

ER COLLET CHUCKS



C Proj.	L1	B Nut Dia.	D Socket Depth	Nut Tight. Torque (ft.lbs.)	Brand	Part Number	Price Each	MAX RPM Balanced Up to	Collet Nut	Wrench	Code
ER 08	ER-08 Collet Series-.019 - 0.196 (0.5mm - 5mm)										
2.50	0.51	0.47	-	-	Lyndex	B40-08ER250-L	\$163.80	-	CN-ER08-L	WR-ER08-L	B
4.00	0.51	0.47	-	-	Lyndex	B40-08ER400-L	\$179.10	-	CN-ER08-L	WR-ER08-L	B

C Proj.	L1	B Nut Dia.	D Socket Depth	Nut Tight. Torque (ft.lbs.)	Brand	Part Number	Price Each	MAX RPM Balanced Up to	Collet Nut	Wrench	Code
ER 11	ER-11 Collet Series-.020 - 0.275 (0.5mm - 7mm)										
2.50	-	0.75	2.25	22	Spin Tru	B40-11ER250-KB	\$99.71	20,000G2.5	CN-ER11-K	WR-ER11-K	D
	0.65	0.75	-	22	Lyndex	B40-11ER250-L	\$163.80	-	CN-ER11-L	WR-ER11-L	B
	0.65	0.75	-	22	Sowa	B40-11ER250-GB	\$109.68	20000	CN-ER11-G	WR-ER11-G	C
2.76	-	0.63	-	14	Techniks MN	B40-11ER276M-T	P.O.R	18,000G2.5	CN-ER11MN-T	WR-ER11MN-T	B
4.00	-	0.75	2.25	22	Spin Tru	B40-11ER400-KB	\$99.71	20,000G2.5	CN-ER11-K	WR-ER11-K	D
	0.65	0.75	-	22	Lyndex	B40-11ER400-L	\$179.10	-	CN-ER11-L	WR-ER11-L	B
	0.65	0.75	-	22	Sowa	B40-11ER400-GB	\$109.68	20000	CN-ER11-G	WR-ER11-G	C
5.91	-	0.63	-	14	Techniks MN	B40-11ER591M-T	P.O.R	18,000G2.5	CN-ER11MN-T	WR-ER11MN-T	B
6.00	-	0.75	2.25	22	Spin Tru	B40-11ER600-KB	\$107.53	20,000G2.5	CN-ER11-K	WR-ER11-K	D
	0.65	0.75	-	22	Lyndex	B40-11ER600-L	\$193.50	-	CN-ER11-L	WR-ER11-L	B
	0.65	0.75	-	22	Sowa	B40-11ER600-GB	\$118.28	20000	CN-ER11-G	WR-ER11-G	C

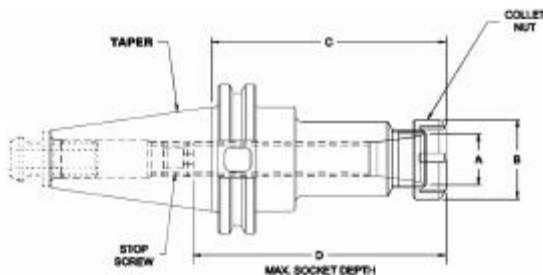
C Proj.	L1	B Nut Dia.	D Socket Depth	Nut Tight. Torque (ft.lbs.)	Brand	Part Number	Price Each	MAX RPM Balanced Up to	Collet Nut	Wrench	Code
ER 16	ER-16 Collet Series-.020 - 0.393 (0.5mm - 10mm)										
2.50	-	1.1	-	52	Kingston	B40-16ER250-K	\$76.58	12,000G6.3	CN-ER16-K	WR-ER16-K	D
	-	1.1	-	52	Spin Tru	B40-16ER250-KB	\$94.74	20,000G2.5	CN-ER16-K	WR-ER16-K	D
	-	1.1	3	52	Domestic	B40-16ER250-A	\$123.20	-	CN-ER16-A	WR-ER16-A	B
	-	1.1	-	52	USST*	B40-16ER250-U	\$81.00	-	CN-ER16-K	WR-ER16-K	D
2.62	-	1.11	1.62	52	Parlec	B40-16ER262-P	\$133.70	-	CN-ER16PN-P	WR-ER16-P	B
2.76	-	1.26	-	50	Techniks	B40-16ER276-T	\$126.00	18,000G2.5	CN-ER16-T	WR-ER16-T	B
	-	1.08	-	50	Techniks DIN	B40-16ER276D-T	P.O.R	18,000G2.5	CN-ER16-T	WR-ER16-T	B
	-	0.87	-	22	Techniks MN	B40-16ER276M-T	P.O.R	18,000G2.5	CN-ER16MN-T	WR-ER16MN-T	B
3.00	-	1.1	-	52	Kingston	B40-16ER300-K	\$85.63	12,000G6.3	CN-ER16-K	WR-ER16-K	D
	-	1.08	2.68	52	Collis	B40-16ER300-C	\$136.32	-	CN-ER16-C	WR-ER16-C	C
3.12	-	1.11	2.12	52	Parlec	B40-16ER312-P	\$124.60	-	CN-ER16PN-P	WR-ER16-P	B
3.50	-	1.1	-	52	Kingston	B40-16ER350-K	\$85.63	12,000G6.3	CN-ER16-K	WR-ER16-K	D
	-	1.1	2.83	52	Spin Tru	B40-16ER350-KB	\$99.71	20,000G2.5	CN-ER16-K	WR-ER16-K	D
	0.87	1.26	-	52	Lyndex	B40-16ER350-L	\$163.80	-	CN-ER16-L	WR-ER16-L	B
	0.87	1.26	-	52	Sowa	B40-16ER350-GB	\$109.68	20000	CN-ER16-G	WR-ER16-G	C
3.94	-	1.26	-	50	Techniks	B40-16ER394-T	\$126.00	18,000G2.5	CN-ER16-T	WR-ER16-T	B
5.00	-	1.1	-	52	Kingston	B40-16ER500-K	\$91.67	12,000G6.3	CN-ER16-K	WR-ER16-K	D
	-	1.1	-	52	Spin Tru	B40-16ER500-KB	\$107.87	20,000G2.5	CN-ER16-K	WR-ER16-K	D
	-	1.1	3	52	Domestic	B40-16ER500-A	\$146.30	-	CN-ER16-A	WR-ER16-A	B
	0.87	1.26	-	52	Lyndex	B40-16ER500-L	\$179.10	-	CN-ER16-L	WR-ER16-L	B
	0.87	1.26	-	52	Sowa	B40-16ER500-GB	\$118.28	20000	CN-ER16-G	WR-ER16-G	C
5.12	-	1.11	2.12	52	Parlec	B40-16ER512-P	\$131.60	-	CN-ER16PN-P	WR-ER16-P	B
5.91	-	0.87	-	22	Techniks MN	B40-16ER591M-T	P.O.R	18,000G2.5	CN-ER16MN-T	WR-ER16MN-T	B

*USST Toolholders are available while supplies last.

Call Us Today For All Of Your Machine Tool Needs!

BT-40 ER COLLET CHUCKS

ER COLLET CHUCKS



C Proj.	L1	B Nut Dia.	D Socket Depth	Nut Tight. Torque (ft.lbs.)	Brand	Part Number	Price Each	MAX RPM Balanced Up to	Collet Nut	Wrench	Code
ER 20	ER-20 Collet Series-.020 - 0.500 (0.5mm - 12.7mm)										
2.50	-	1.34	-	74	Kingston	B40-20ER250-K	\$85.60	12,000G6.3	CN-ER20-K	WR-ER20-K	D
	-	1.34	-	74	Spin Tru	B40-20ER250-KB	\$100.70	20,000G2.5	CN-ER20-K	WR-ER20-K	D
	1.06	1.38	-	74	Lyndex	B40-20ER250-L	\$163.80	-	CN-ER20-L	WR-ER20-L	B
	1.06	1.38	-	74	Sowa	B40-20ER250-GB	\$110.42	20000	CN-ER20-G	WR-ER20-G	C
2.75	-	1.34	-	74	Kingston	B40-20ER275-K	\$86.22	12,000G6.3	CN-ER20-K	WR-ER20-K	D
	-	1.34	3	74	Domestic	B40-20ER275-A	\$123.20	-	CN-ER20-A	WR-ER20-A	B
	-	1.34	-	74	USST*	B40-20ER275-U	\$81.00	-	CN-ER20-K	WR-ER20-K	D
2.76	-	1.34	-	74	Techniks	B40-20ER276-T	\$126.00	18,000G2.5	CN-ER20-T	WR-ER20-T	B
	-	1.34	-	75	Techniks DIN	B40-20ER276D-T	P.O.R	18,000G2.5	CN-ER20-T	WR-ER20-T	B
3.94	-	1.34	-	74	Techniks	B40-20ER394-T	\$126.00	18,000G2.5	CN-ER20-T	WR-ER20-T	B
	-	1.1	-	25	Techniks MN	B40-20ER394M-T	P.O.R	18,000G2.5	CN-ER20MN-T	WR-ER20MN-T	B
4.00	-	1.34	3.14	74	Spin Tru	B40-20ER400-KB	\$100.39	20,000G2.5	CN-ER20-K	WR-ER20-K	D
	-	1.34	3	74	Domestic	B40-20ER400-A	\$128.80	-	CN-ER20-A	WR-ER20-A	B
	-	1.25	2.31	74	Collis	B40-20ER400-C	\$144.80	-	CN-ER20-C	WR-ER20-C	C
	1.06	1.38	-	74	Lyndex	B40-20ER400-L	\$179.10	-	CN-ER20-L	WR-ER20-L	B
	1.06	1.38	-	74	Sowa	B40-20ER400-GB	\$110.42	20000	CN-ER20-G	WR-ER20-G	C
4.12	-	1.34	4	74	Parlec	B40-20ER412-P	\$124.60	-	CN-ER20-P	WR-ER20-P	B
5.31	-	1.34	-	74	Techniks	B40-20ER531-T	\$130.50	18,000G2.5	CN-ER20-T	WR-ER20-T	B
5.91	-	1.1	-	25	Techniks MN	B40-20ER591M-T	P.O.R	18,000G2.5	CN-ER20MN-T	WR-ER20MN-T	B
6.00	-	1.34	-	74	Kingston	B40-20ER600-K	\$94.08	12,000G6.3	CN-ER20-K	WR-ER20-K	D
	-	1.34	-	74	Spin Tru	B40-20ER600-KB	\$110.68	20,000G2.5	CN-ER20-K	WR-ER20-K	D
	1.06	1.38	-	74	Lyndex	B40-20ER600-L	\$193.50	-	CN-ER20-L	WR-ER20-L	B
	1.06	1.38	-	74	Sowa	B40-20ER600-GB	\$121.36	20000	CN-ER20-G	WR-ER20-G	C
6.12	-	1.34	4	74	Parlec	B40-20ER612-P	\$137.90	-	CN-ER20-P	WR-ER20-P	B

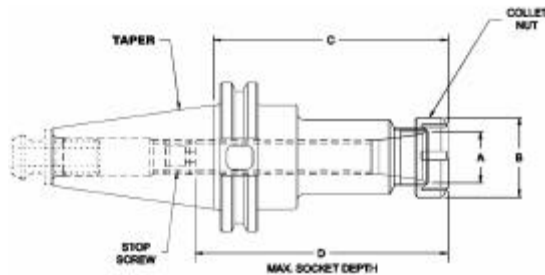
*USST Toolholders are available while supplies last.

ER 25	ER-25 Collet Series-.039 - 0.630 (1mm - 16mm)										
2.25	-	1.65	3.14	95	Spin Tru	B40-25ER225-KB	\$104.21	20,000G2.5	CN-ER25-K	WR-ER25-K	D
	1.18	1.65	-	95	Lyndex	B40-25ER225-L	\$163.80	-	CN-ER25-L	WR-ER25-L	B
	1.18	1.65	-	95	Sowa	B40-25ER225-GB	\$114.63	20000	CN-ER25-G	WR-ER25-G	C
2.50	-	1.65	-	95	Kingston	B40-25ER250-K	\$89.50	12,000G6.3	CN-ER25-K	WR-ER25-K	D
	-	1.65	-	95	Spin Tru	B40-25ER250-KB	\$104.50	20,000G2.5	CN-ER25-K	WR-ER25-K	D
2.76	-	1.65	-	95	Techniks	B40-25ER276-T	\$130.50	18,000G2.5	CN-ER25-T	WR-ER25-T	B
4.00	-	1.65	-	95	Kingston	B40-25ER400-K	\$89.50	12,000G6.3	CN-ER25-K	WR-ER25-K	D
	-	1.65	-	95	Spin Tru	B40-25ER400-KB	\$104.54	20,000G2.5	CN-ER25-K	WR-ER25-K	D
	-	1.65	3	95	Collis	B40-25ER400-C	\$144.80	-	CN-ER25-C	WR-ER25-C	C
	1.18	1.65	-	95	Lyndex	B40-25ER400-L	\$179.10	-	CN-ER25-L	WR-ER25-L	B
	1.18	1.65	-	95	Sowa	B40-25ER400-GB	\$114.63	20000	CN-ER25-G	WR-ER25-G	C
5.90	-	1.65	3	95	Domestic	B40-25ER590-A	\$187.85	-	CN-ER25-A	WR-ER25-A	B
	-	1.65	-	95	USST*	B40-25ER590-U	\$81.00	-	CN-ER25-K	WR-ER25-K	D
6.00	-	1.65	-	95	Kingston	B40-25ER600-K	\$100.02	12,000G6.3	CN-ER25-K	WR-ER25-K	D
	-	1.65	-	95	Spin Tru	B40-25ER600-KB	\$117.67	20,000G2.5	CN-ER25-K	WR-ER25-K	D
	1.18	1.65	-	95	Lyndex	B40-25ER600-L	\$193.50	-	CN-ER25-L	WR-ER25-L	B
	1.18	1.65	-	95	Sowa	B40-25ER600-GB	\$129.03	20000	CN-ER25-G	WR-ER25-G	C

Call Us Or Visit Our Website For Our Complete Selection!

BT-40 ER COLLET CHUCKS

ER COLLET CHUCKS



C Proj.	L1	B Nut Dia.	D Socket Depth	Nut Tight. Torque (ft.lbs.)	Brand	Part Number	Price Each	MAX RPM Balanced Up to	Collet Nut	Wrench	Code
ER 32 ER-32 Collet Series-.040 - 0.810 (1mm - 20.6mm)											
1.10	-	1.57	-	125	Techniks	B40-32ER110-T	\$113.40	18,000G2.5	CN-ER32SN-T	WR-ER32SN-T	B
1.38	-	1.97	-	125	Spin Tru	B40-32ER138-KB	\$126.00	20,000G2.5	CN-ER32-K	WR-ER32-K	D
1.57	-	1.97	-	125	Spin Tru	B40-32ER157-KB	\$126.00	20,000G2.5	CN-ER32-K	WR-ER32-K	D
2.75	-	1.97	-	125	Spin Tru	B40-32ER275-KB	\$100.28	20,000G2.5	CN-ER32-K	WR-ER32-K	D
2.76	-	1.97	-	125	Techniks	B40-32ER276-T	\$135.00	18,000G2.5	CN-ER32-T	WR-ER32-T	B
	-	1.97	-	125	Techniks DIN	B40-32ER276D-T	P.O.R	18,000G2.5	CN-ER32-T	WR-ER32-T	B
3.00	-	1.97	-	125	Kingston	B40-32ER300-K	\$91.25	12,000G6.3	CN-ER32-K	WR-ER32-K	D
	-	1.97	3	125	Domestic	B40-32ER300-A	\$123.20	-	CN-ER32-A	WR-ER32-A	B
3.13	-	1.97	2.83	125	Spin Tru	B40-32ER313-KB	\$106.25	20,000G2.5	CN-ER32-K	WR-ER32-K	D
	1.34	1.97	-	125	Lyndex	B40-32ER313-L	\$163.80	-	CN-ER32-L	WR-ER32-L	B
	1.34	1.97	-	125	Sowa	B40-32ER313-GB	\$116.88	20000	CN-ER32-G	WR-ER32-G	C
3.94	-	1.97	-	125	Techniks	B40-32ER394-T	\$135.00	18,000G2.5	CN-ER32-T	WR-ER32-T	B
4.00	-	1.97	-	125	Kingston	B40-32ER400-K	\$94.17	12,000G6.3	CN-ER32-K	WR-ER32-K	D
	-	1.97	3.36	125	Collis	B40-32ER400-C	\$140.56	-	CN-ER32-C	WR-ER32-C	C
	-	1.97	-	125	USST	B40-32ER400-U	\$81.00	-	CN-ER32-K	WR-ER32-K	D
4.12	-	1.97	4	125	Parlec	B40-32ER412-P	\$131.60	-	CN-ER32-P	WR-ER32-P	B
5.00	-	1.97	3.93	125	Spin Tru	B40-32ER500-KB	\$114.07	20,000G2.5	CN-ER32-K	WR-ER32-K	D
	1.34	1.97	-	125	Lyndex	B40-32ER500-L	\$179.10	-	CN-ER32-L	WR-ER32-L	B
	1.34	1.97	-	125	Sowa	B40-32ER500-GB	\$125.48	20000	CN-ER32-G	WR-ER32-G	C
5.91	-	1.97	-	125	Techniks	B40-32ER591-T	\$144.00	18,000G2.5	CN-ER32-T	WR-ER32-T	B
6.00	-	1.97	-	125	Kingston	B40-32ER600-K	\$111.91	12,000G6.3	CN-ER32-K	WR-ER32-K	D
	-	1.97	-	125	Spin Tru	B40-32ER600-KB	\$131.67	20,000G2.5	CN-ER32-K	WR-ER32-K	D
6.12	-	1.97	4	125	Parlec	B40-32ER612-P	\$146.30	-	CN-ER32-P	WR-ER32-P	B
8.12	-	1.97	3.25	125	Parlec	B40-32ER812-P	\$224.00	-	CN-ER32-P	WR-ER32-P	B

ER 40 ER-40 Collet Series-.040 - 0.810 (1mm - 20.6mm)											
3.00	-	2.48	-	140	Kingston	B40-40ER300-K	\$107.53	12,000G6.3	CN-ER40-K	WR-ER40-K	D
	-	2.48	3.38	140	Collis	B40-40ER300-C	\$140.56	-	CN-ER40-C	WR-ER40-C	C
3.13	-	2.48	3.62	140	Spin Tru	B40-40ER313-KB	\$111.35	20,000G2.5	CN-ER40-K	WR-ER40-K	D
	1.5	2.48	-	140	Lyndex	B40-40ER313-L	\$163.80	-	CN-ER40-L	WR-ER40-L	B
	1.5	2.48	-	140	Sowa	B40-40ER313-GB	\$122.49	20000	CN-ER40-G	WR-ER40-G	C
3.15	-	2.48	3	140	Domestic	B40-40ER315-A	\$172.55	-	CN-ER40-A	WR-ER40-A	B
	-	2.48	-	140	Techniks	B40-40ER315-T	\$144.00	18,000G2.5	CN-ER40-T	WR-ER40-T	B
3.94	-	2.48	-	140	Techniks	B40-40ER394-T	\$144.00	18,000G2.5	CN-ER40-T	WR-ER40-T	B
4.12	-	2.36	4	162	Parlec	B40-40ER412-P	\$139.30	-	CN-ER40-P	WR-ER40-P	B
5.00	-	2.48	3.93	140	Spin Tru	B40-40ER500-KB	\$119.17	20,000G2.5	CN-ER40-K	WR-ER40-K	D
	1.5	2.48	-	140	Lyndex	B40-40ER500-L	\$179.10	-	CN-ER40-L	WR-ER40-L	B
	1.5	2.48	-	140	Sowa	B40-40ER500-GB	\$131.09	20000	CN-ER40-G	WR-ER40-G	C
5.91	-	2.48	-	140	Techniks	B40-40ER591-T	\$144.00	18,000G2.5	CN-ER40-T	WR-ER40-T	B
6.00	-	2.48	-	140	Kingston	B40-40ER600-K	\$106.04	12,000G6.3	CN-ER40-K	WR-ER40-K	D
	-	2.48	-	140	Spin Tru	B40-40ER600-KB	\$124.75	20,000G2.5	CN-ER40-K	WR-ER40-K	D

Call Us Today For All Of Your Machine Tool Needs!