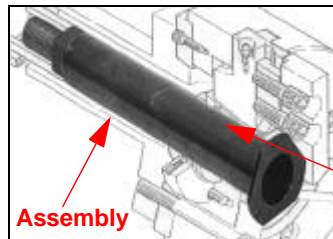


LATHE & CHUCK STOPS

CNC LATHE STOPS

The Accu-Stop Assembly is constructed of low carbon steel coated with zinc oxide for lasting strength and durability. The faceplate of the assembly mounts to the front of a draw tube style manual or power chuck, while the extension tubes extend back into the draw tube to accommodate work pieces of any length. The Accu-Stop bolts to the front of the chuck, allowing your work piece and the stop to turn together, eliminating friction damage. Easily pays for itself in just a few obs by eliminating the time it takes to use the turret to locate your work piece!




Designed to replace the inaccurate, extremely expensive stopping mechanisms that are being used in metal lathes all over the world.

Length adjustable by adding or removing tube section & adjusting rod.

Heavy Duty & High Accuracy!

Assembly includes:

Face Plate, Sub Face Plate, Three Extension Tubes, End Cap, Lock Nut and Threaded Adjustment Rod



BEST BUY!!
Save Money
When you Buy
the Accu-Stop
Package!

PACKAGE INCLUDES:

Complete Assembly, Accu-Stop Special Vise & Strap Wrench

ORDERING INFORMATION:

Please have the following available when placing order:

1. Make/Model of lathe
2. Date manufactured
3. Make/Model of chuck
4. Inside diameter of the draw tube.

Accu-Stop

The Most Precise, Easy to Use and Inexpensive Stop for CNC Lathes!

Ensures Accuracy/
Repeatability within .0005"!

Comes Fully
Assembled!



Chuck Size	Description	Part Number	Price Each
6"	Accu-Stop Assembly 16.5"	AS-1000	\$436.10
	Accu-Stop Special Vise	AS-V1000	\$191.10
	RIGID™ 5 Strap Wrench	AS-RIGID-5	\$44.10
	Package - Deluxe	AS-P1000	\$637.00
	Extra Tube (5" Long)	AS-1003	\$48.02
	Tube stop option*	AS-TSO1000	\$53.90
8"	Accu-Stop Assembly 16.5"	AS-2000	\$436.10
	Accu-Stop Special Vise	AS-V2000	\$191.10
	RIGID™ 5 Strap Wrench	AS-RIGID-5	\$44.10
	Package - Deluxe	AS-P2000	\$637.00
	Extra Tube (5" Long)	AS-2003	\$48.02
	Tube stop option*	AS-TSO2000	\$53.90
10"	Accu-Stop Assembly 16.5"	AS-3000	\$485.10
	Accu-Stop Special Vise	AS-V3000	\$191.10
	RIGID™ 5 Strap Wrench	AS-RIGID-5	\$44.10
	Package - Deluxe	AS-P3000	\$686.00
	Extra Tube (5" Long)	AS-3003	\$53.90
	Tube stop option*	AS-TSO3000	\$63.70
12"	Accu-Stop Assembly 20.25"	AS-4000	\$730.10
	Accu-Stop Special Vise	AS-V4000	\$191.10
	RIGID™ 5 Strap Wrench	AS-RIGID-5	\$44.10
	Package - Deluxe	AS-P4000	\$931.00
	Extra Tube (6" Long)	AS-4003	\$80.36
	Tube stop option*	AS-TSO4000	\$73.50

* If machining tubing, you may need the tubing stop option.

CHUCK STOPS

This product is so useful and simple, you'll wonder why you never thought of it. The Royal chuck stop is a precision machined aluminum extrusion which mounts squarely against the face of almost any 3 jaw lathe chuck, providing a fixed reference surface for workpieces to locate against.



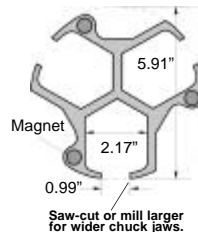
FEATURES:

- Allows short parts to project past the chuck jaws, providing clearance for facing operations.
- Eliminates the need to bore soft jaws, reducing setup time.
- Front and rear locating surfaces are parallel within ± 0.0004 ".
- 25mm slot width can be milled larger for chucks with wider jaws.
- Interlocking design coupled with three strong magnets holds stop securely in place-much safer than using parallels which can be thrown out by centrifugal force.
- Anodized aluminum finish provides good wear-resistance.

Accommodates chuck jaws up to 2 1/8" wide.



Easily locate short parts
in a 3-Jaw Chuck!



Saw-cut or mill larger for wider chuck jaws.

Description	Part Number	Set Price
Standard Set: 15, 20 & 25mm stops	ROY-25200	\$176.40
Deluxe Set: 15, 20, 25, 30 & 35mm stops	ROY-25210	\$307.72

Call Us Or Visit Our Website For Our Complete Selection!

2007-08 Product Catalog