

CHUCK JAWS
LATHE WORKHOLDING

MACHINE VISES
MAGNETIC CHUCKS

RETENTION KNOBS
ER, DA, TG COLLETS

TOOLHOLDERS
TAP HOLDERS

INDEXABLE DRILLS
TURNING & BORING

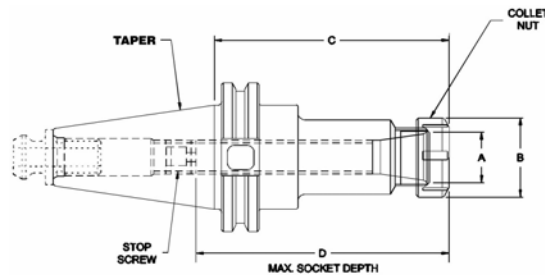
ENDMILLS, DRILLS
TAPS & REAMERS

ABRASIVES
MEASURING TOOLS

MRO & SAFETY
FLAT STOCK/DRILL ROD

CAT-40 V-FLANGE ER COLLET CHUCKS

ER COLLET CHUCKS



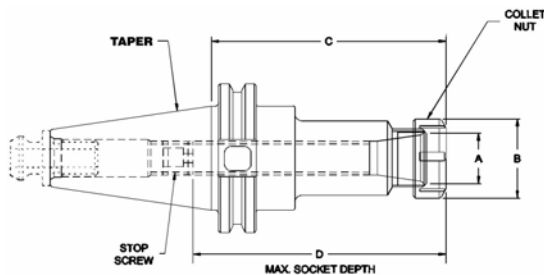
C Proj.	L1	B Nut Dia.	D Socket Depth	Nut Tight. Torque (ft.lbs.)	Brand	Part Number	Price Each	MAX RPM Balanced Up to	Collet Nut	Wrench	Code
ER 8 ER-8 Collet Series- 0.019-0.196 (0.5mm-5mm)											
2.50	0.51	0.47	-	-	Lyndex	C40-08ER250-L	\$191.10	-	CN-ER08-L	WR-ER08-L	B
ER 11 ER-11 Collet Series- 0.020-0.275 (0.5mm-7mm)											
2.50	-	0.75	-	22	KINGSTON	C40-11ER250-K	\$85.63	12,000G6.3	CN-ER11-K	WR-ER11-K	F
	-	0.75	2.25	22	SPIN TRU	C40-11ER250-KB	\$143.00	20,000G2.5	CN-ER11-K	WR-ER11-K	D
	-	0.75	2.25	22	Parlec	C40-11ER250-P	\$144.75	-	CN-ER11-P	WR-ER11-P	B
	0.65	0.75	-	22	Lyndex	C40-11ER250-L	\$191.10	-	CN-ER11-L	WR-ER11-L	B
2.75	-	0.63	-	14	Techniks	C40-11ER275M-T	\$136.00	18,000G2.5	CN-ER11MN-T	WR-ER11MN-T	B
3.00	-	6.3	4.50	-	Command	C40-11ER300-M	\$146.93	-	-	-	C
4.00	-	0.75	2.25	22	SPIN TRU	C40-11ER400-KB	\$143.00	20,000G2.5	CN-ER11-K	WR-ER11-K	D
	0.65	0.75	-	22	Lyndex	C40-11ER400-L	\$204.82	-	CN-ER11-L	WR-ER11-L	B
6.00	-	0.75	-	22	KINGSTON	C40-11ER600-K	\$92.35	12,000G6.3	CN-ER11-K	WR-ER11-K	F
	-	0.75	2.25	22	SPIN TRU	C40-11ER600-KB	\$154.00	20,000G2.5	CN-ER11-K	WR-ER11-K	D
	0.65	0.75	-	22	Sowa	C40-11ER600-GB	\$124.20	20000	CN-ER11-G	WR-ER11-G	C
ER 16 ER-16 Collet Series-.020 - 0.393 (0.5mm - 10mm)											
2.25	0.87	1.26	-	52	Lyndex	C40-16ER225-L	\$195.02	-	CN-ER16-L	WR-ER16-L	B
2.50	-	1.10	-	52	KINGSTON	C40-16ER250-K	\$76.58	12,000G6.3	CN-ER16-K	WR-ER16-K	F
	-	1.10	-	52	SPIN TRU	C40-16ER250-KB	\$128.00	20,000G2.5	CN-ER16-K	WR-ER16-K	D
2.62	-	1.11	2.55	52	Parlec	C40-16ER262-P	\$150.00	-	CN-ER16PN-P	WR-ER16-P	B
2.88	-	1.249	3.00	-	Command	C40-16ER288-M	\$140.98	-	-	-	C
3.12	-	1.10	-	52	KINGSTON	C40-16ER312-K	\$85.63	12,000G6.3	CN-ER16-K	WR-ER16-K	F
	-	1.10	-	52	SPIN TRU	C40-16ER312-KB	\$143.00	20,000G2.5	CN-ER16-K	WR-ER16-K	D
	-	1.11	2.12	52	Parlec	C40-16ER312-P	\$141.75	-	CN-ER16PN-P	WR-ER16-P	B
3.50	-	1.10	2.76	52	SPIN TRU	C40-16ER350-KB	\$143.00	20,000G2.5	CN-ER16-K	WR-ER16-K	D
	0.87	1.26	-	52	Lyndex	C40-16ER350-L	\$184.24	-	CN-ER16-L	WR-ER16-L	B
4.00	-	1.10	2.76	52	SPIN TRU	C40-16ER400-KB	\$149.00	20,000G2.5	CN-ER16-K	WR-ER16-K	D
	-	1.26	-	50	Techniks	C40-16ER400-T	\$145.00	18,000G2.5	CN-ER16-T	WR-ER16-T	B
	-	1.26	-	52	Sowa	C40-16ER400-GB	\$119.88	20000	CN-ER16-G	WR-ER16-G	C
4.88	-	1.249	3.00	-	Command	C40-16ER488-M	\$155.82	-	-	-	C
5.00	-	1.10	-	52	KINGSTON	C40-16ER500-K	\$92.35	12,000G6.3	CN-ER16-K	WR-ER16-K	F
	-	1.10	-	52	SPIN TRU	C40-16ER500-KB	\$153.00	20,000G2.5	CN-ER16-K	WR-ER16-K	D
5.12	-	1.11	2.12	52	Parlec	C40-16ER512-P	\$158.25	-	CN-ER16PN-P	WR-ER16-P	B
6.00	-	1.10	2.76	52	SPIN TRU	C40-16ER600-KB	\$154.00	20,000G2.5	CN-ER16-K	WR-ER16-K	D
	0.87	1.26	-	52	Lyndex	C40-16ER600-L	\$204.82	-	CN-ER16-L	WR-ER16-L	B
8.00	-	1.26	-	50	Techniks	C40-16ER800-T	\$176.40	18,000G2.5	CN-ER16-T	WR-ER16-T	B
ER 20 ER-20 Collet Series-.020 - 0.500 (0.5mm - 12.7mm)											
2.50	-	1.34	-	74	KINGSTON	C40-20ER250-K	\$84.24	12,000G6.3	CN-ER20-K	WR-ER20-K	F
	-	1.34	-	74	SPIN TRU	C40-20ER250-KB	\$144.00	20,000G2.5	CN-ER20-K	WR-ER20-K	D
	1.06	1.38	-	74	Lyndex	C40-20ER250-L	\$184.24	-	CN-ER20-L	WR-ER20-L	B
2.55	-	1.379	2.90	-	Command	C40-20ER255-M	\$145.46	-	-	-	C
3.12	-	1.34	-	74	KINGSTON	C40-20ER312-K	\$86.22	12,000G6.3	CN-ER20-K	WR-ER20-K	F
	-	1.34	-	74	SPIN TRU	C40-20ER312-KB	\$144.00	20,000G2.5	CN-ER20-K	WR-ER20-K	D
4.00	-	1.34	-	74	KINGSTON	C40-20ER400-K	\$86.22	12,000G6.3	CN-ER20-K	WR-ER20-K	F
	-	1.34	3.15	74	SPIN TRU	C40-20ER400-KB	\$144.00	20,000G2.5	CN-ER20-K	WR-ER20-K	D
	-	1.34	3.00	74	Domestic	C40-20ER400-A	\$120.40	-	CN-ER20-A	WR-ER20-A	B
	-	1.38	-	74	Techniks	C40-20ER400-T	\$145.00	18,000G2.5	CN-ER20-T	WR-ER20-T	B
	1.06	1.38	-	74	Sowa	C40-20ER400-GB	\$115.95	20000	CN-ER20-G	WR-ER20-G	C

(Additional ER 20 CAT-40 Collet Chucks are located on the following page)

Call Us Today For All Of Your Machine Tool Needs!

CAT-40 V-FLANGE ER COLLET CHUCKS

ER COLLET CHUCKS



C Proj.	L1	B Nut Dia.	D Socket Depth	Nut Tight. Torque (ft.lbs.)	Brand	Part Number	Price Each	MAX RPM Balanced Up to	Collet Nut	Wrench	Code
ER 20 ER-20 Collet Series-.020 - 0.500 (0.5mm - 12.7mm)-continued from previous page											
4.12	-	1.34	4.00	74	Parlec	C40-20ER412-P	\$148.50	-	CN-ER20-P	WR-ER20-P	B
6.00	-	1.34	-	74	KINGSTON	C40-20ER600-K	\$95.00	12,000G6.3	CN-ER20-K	WR-ER20-K	F
	-	1.34	-	74	SPIN TRU	C40-20ER600-KB	\$157.00	20,000G2.5	CN-ER20-K	WR-ER20-K	D
	-	1.38	3.50	-	Command	C40-20ER600-M	\$160.30	-	-	-	C
8.12	-	1.34	4.00	74	Parlec	C40-20ER812-P	\$179.25	-	CN-ER20-P	WR-ER20-P	B
ER 25 ER-25 Collet Series-.039 - 0.630 (1mm - 16mm)											
2.50	-	1.65	-	95	KINGSTON	C40-25ER250-K	\$89.50	12,000G6.3	CN-ER25-K	WR-ER25-K	F
	-	1.65	-	95	SPIN TRU	C40-25ER250-KB	\$149.00	20,000G2.5	CN-ER25-K	WR-ER25-K	D
	-	1.65	-	95	Techniks	C40-25ER250-T	\$143.00	18,000G2.5	CN-ER25-T	WR-ER25-T	B
	1.18	1.65	-	95	Sowa	C40-25ER250-GB	\$120.37	20000	CN-ER25-G	WR-ER25-G	C
	-	1.63	3.00	-	Command	C40-25ER250-M	\$148.40	-	-	-	C
2.62	-	1.67	2.50	95	Parlec	C40-25ER262-P	\$145.50	-	CN-ER25-P	WR-ER25-P	B
4.00	-	1.65	-	95	KINGSTON	C40-25ER400-K	\$89.50	12,000G6.3	CN-ER25-K	WR-ER25-K	F
	-	1.65	-	95	SPIN TRU	C40-25ER400-KB	\$149.00	20,000G2.5	CN-ER25-K	WR-ER25-K	D
	-	1.65	-	95	USST	C40-25ER400-U	\$81.00	-	CN-ER25-K	WR-ER25-K	D
	-	1.65	-	95	Techniks	C40-25ER400-T	\$155.00	18,000G2.5	CN-ER25-T	WR-ER25-T	B
	1.18	1.65	-	95	Lyndex	C40-25ER400-L	\$204.82	-	CN-ER25-L	WR-ER25-L	B
	1.18	1.65	-	95	Sowa	C40-25ER400-GB	\$120.37	20000	CN-ER25-G	WR-ER25-G	C
6.00	-	1.65	-	95	KINGSTON	C40-25ER600-K	\$97.63	12,000G6.3	CN-ER25-K	WR-ER25-K	F
	-	1.65	-	95	SPIN TRU	C40-25ER600-KB	\$164.00	20,000G2.5	CN-ER25-K	WR-ER25-K	D
	-	1.63	3.50	-	Command	C40-25ER600-M	\$162.54	-	-	-	C
8.00	-	1.65	-	95	Techniks	C40-25ER800-T	\$180.00	18,000G2.5	CN-ER25-T	WR-ER25-T	B
ER 32 ER-32 Collet Series-.040 - 0.810 (1mm - 20.6mm)											
1.06	-	1.97	-	125	SPIN TRU	C40-32ER106-KB	\$148.00	20,000G2.5	CN-ER32-K	WR-ER32-K	D
1.69	-	1.97	-	125	SPIN TRU	C40-32ER169-KB	\$110.00	20,000G2.5	CN-ER32-K	WR-ER32-K	D
2.50	-	1.97	-	125	KINGSTON	C40-32ER250-K	\$91.25	12,000G6.3	CN-ER32-K	WR-ER32-K	F
	-	1.97	3.46	125	SPIN TRU	C40-32ER250-KB	\$143.00	20,000G2.5	CN-ER32-K	WR-ER32-K	D
2.70	-	1.93	3.30	-	Command	C40-32ER270-M	\$150.64	C4C3-0032	-	-	C
2.76	-	1.97	-	125	Techniks	C40-32ER276-T	\$137.70	18,000G2.5	CN-ER32-T	WR-ER32-T	B
3.00	-	1.97	-	125	KINGSTON	C40-32ER300-K	\$100.38	12,000G6.3	CN-ER32-K	WR-ER32-K	F
3.12	-	1.97	4.00	125	Parlec	C40-32ER312-P	\$150.00	-	CN-ER32-P	WR-ER32-P	B
3.13	-	1.97	3.46	125	SPIN TRU	C40-32ER313-KB	\$152.00	20,000G2.5	CN-ER32-K	WR-ER32-K	D
	1.34	1.97	-	125	Lyndex	C40-32ER313-L	\$184.24	-	CN-ER32-L	WR-ER32-L	B
	1.34	1.97	-	125	Sowa	C40-32ER313-GB	\$122.73	20000	CN-ER32-G	WR-ER32-G	C
4.00	-	1.97	-	125	KINGSTON	C40-32ER400-K	\$94.17	12,000G6.3	CN-ER32-K	WR-ER32-K	F
	-	1.97	3.94	125	SPIN TRU	C40-32ER400-KB	\$158.00	20,000G2.5	CN-ER32-K	WR-ER32-K	D
	-	1.97	3.00	125	Domestic	C40-32ER400-A	\$123.90	-	CN-ER32-A	WR-ER32-A	B
	-	1.93	4.00	-	Command	C40-32ER400-M	\$150.64	-	-	-	C
5.00	-	1.97	3.94	125	SPIN TRU	C40-32ER500-KB	\$163.00	20,000G2.5	CN-ER32-K	WR-ER32-K	D
	1.34	1.97	-	125	Lyndex	C40-32ER500-L	\$204.82	-	CN-ER32-L	WR-ER32-L	B
6.00	-	1.97	-	125	KINGSTON	C40-32ER600-K	\$100.67	12,000G6.3	CN-ER32-K	WR-ER32-K	F
	-	1.97	-	125	SPIN TRU	C40-32ER600-KB	\$169.00	20,000G2.5	CN-ER32-K	WR-ER32-K	D
	-	1.97	-	125	Techniks	C40-32ER600-T	\$174.00	18,000G2.5	CN-ER32-T	WR-ER32-T	B
8.00	-	1.97	-	125	Techniks	C40-32ER800-T	\$195.00	18,000G2.5	CN-ER32-T	WR-ER32-T	B
	-	1.93	4.00	-	Command	C40-32ER800-M	\$187.74	-	-	-	C

Call Us Or Visit Our Website For Our Complete Selection!

2010-11 Master Catalog

187

LATHES CHUCKS
LIVE CENTERS

VICE JAWS
VICE ACCESSORIES

STRAIGHT SHANK
COLLET HOLDERS

LATHES BUSHINGS
DRILL CHUCKS

CARBIDE INSERTS
THREADING/GROOVING

CUTTING TOOLS
MACHINERY

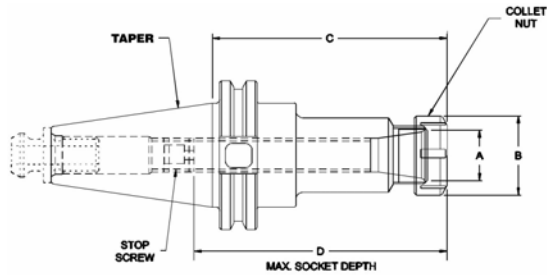
PRECISION TOOLS
DEBURRING

COOLANT/FLUIDS
TOOL STORAGE

CHUCK JAWS
LATHE WORKHOLDING

CAT-40 V-FLANGE ER COLLET CHUCKS

ER COLLET CHUCKS



MACHINE VISES
MAGNETIC CHUCKS

RETENTION KNOBS
ER, DA, TG COLLETS

C Proj.	L1	B Nut Dia.	D Socket Depth	Nut Tight. Torque (ft.lbs.)	Brand	Part Number	Price Each	MAX RPM Balanced Up to	Collet Nut	Wrench	Code
ER 40 ER-40 Collet Series-.040 - 0.810 (1mm - 20.6mm)											
2.50	-	2.48	-	140	Kingston	C40-40ER250-K	\$95.63	12,000G6.3	CN-ER40-K	WR-ER40-K	F
	-	2.48	3.1	140	Spin Tru	C40-40ER250-KB	\$154.00	20,000G2.5	CN-ER40-K	WR-ER40-K	D
	-	2.48	-	140	Sowa	C40-40ER250-GB	\$124.00	20000	CN-ER40-G	WR-ER40-G	C
3.00	-	2.48	-	140	Kingston	C40-40ER300-K	\$95.63	12,000G6.3	CN-ER40-K	WR-ER40-K	F
	-	2.48	3.10	140	Spin Tru	C40-40ER313-KB	\$159.00	20,000G2.5	CN-ER40-K	WR-ER40-K	D
3.13	1.50	2.48	-	140	Lyndex	C40-40ER313-L	\$191.10	-	CN-ER40-L	WR-ER40-L	B
	1.50	2.48	-	140	Sowa	C40-40ER313-GB	\$128.62	20000	CN-ER40-G	WR-ER40-G	C
	-	2.48	-	140	Techniks	C40-40ER315-T	\$160.00	18,000G2.5	CN-ER40-T	WR-ER40-T	B
4.00	-	2.48	-	140	Kingston	C40-40ER400-K	\$95.63	12,000G6.3	CN-ER40-K	WR-ER40-K	F
	-	2.48	5.91	140	Spin Tru	C40-40ER400-KB	\$165.00	20,000G2.5	CN-ER40-K	WR-ER40-K	D
	-	2.48	-	140	USST	C40-40ER400-U	\$81.00	-	CN-ER40-K	WR-ER40-K	D
	-	2.48	4.70	-	Command	C40-40ER400-M	\$155.12	-	-	-	C
4.12	-	2.36	4.00	162	Parlec	C40-40ER412-P	\$151.50	-	CN-ER40-P	WR-ER40-P	B
	-	2.48	5.91	140	Spin Tru	C40-40ER500-KB	\$171.00	20,000G2.5	CN-ER40-K	WR-ER40-K	D
5.00	1.50	2.48	-	140	Lyndex	C40-40ER500-L	\$213.64	-	CN-ER40-L	WR-ER40-L	B
	-	2.48	-	140	Kingston	C40-40ER600-K	\$104.96	12,000G6.3	CN-ER40-K	WR-ER40-K	F
6.00	-	2.48	-	140	Spin Tru	C40-40ER600-KB	\$176.00	20,000G2.5	CN-ER40-K	WR-ER40-K	D
	-	2.48	-	140	Techniks	C40-40ER600-T	\$190.00	18,000G2.5	CN-ER40-T	WR-ER40-T	B
	-	2.48	6.40	-	Command	C40-40ER600-M	\$168.49	-	-	-	C
	-	2.48	-	-	-	-	-	-	-	-	-

TOOLHOLDERS
TAP HOLDERS

INDEXABLE DRILLS
TURNING & BORING

ER COLLET SETS INCH & METRIC SIZES

AccuCollets™ Precision Collets DIN 6499-form B (ER) set new standards of accuracy. Precision Collets concentricity is 15 microns or 0.0005" TIR or better.

- Available in inch and metric sizes
- Additional combinations and ultra precision sets also available

Accu-Collets



E

Type	Style	Description	No. Of Collets	Part Number	Set Price
ER-8	Metric	1mm to 5mm x .5mm	9	08-SET9	\$112.50
	Inch	1/16"-3/16" x 1/64	9	08-SET9-INCH	\$112.50
ER-11	Metric	1mm to 7mm x .5mm	13	11-SET13	\$162.50
	Inch	1/16"-1/4" x 1/32	7	11-SET7-INCH	\$87.50
	Inch	1/16" - 1/4" x 1/64	13	11-SET13-INCH	\$162.50
ER-16	Metric	1mm to 10mm x 1mm	10	16-SET10	\$125.00
	Inch	1/16" - 3/8" x 1/32"	11	16-SET11-INCH	\$137.50
ER-20	Metric	1mm to 13mm x 1mm	12	20-SET12	\$165.00
	Inch	1/16" - 1/2" x 1/32"	15	20-SET15-INCH	\$206.25
ER-25	Metric	2mm to 16mm x 1mm	15	25-SET15	\$206.25
	Inch	3/32" - 5/8" x 1/32"	18	25-SET18-INCH	\$247.50
ER-32	Metric	3mm to 20mm x 1mm	18	32-SET18	\$247.50
	Inch	1/8"-3/4" x 1/32"	21	32-SET21-INCH	\$288.75
ER-40	Metric	4mm to 26mm x 1mm	23	40-SET23	\$402.50
	Inch	1/8"-1" x 1/64"	15	40-SET15-INCH	\$262.50
	Inch	1/8" - 1" x 1/32"	29	40-SET29-INCH	\$507.50

ENDMILLS, DRILLS
TAPS & REAMERS

ABRASIVES
MEASURING TOOLS

TOOL FIXTURES



- FEATURES:**
- Holds your CAT-40/50 Tool Holders and keeps them from moving while being tightened.
 - Universal Handle makes it easy to use in any position.

Taper	Part Number	Price Each
CAT 40	TF-4001-K	\$95.00
CAT 50	TF-5001	\$175.00


D



STURDY PLASTIC HOLDING TRAYS

For CAT or BT Taper Toolholders

BEST VALUE



- FEATURES:**
- Can be used with CAT or BT Holders.
 - Available for 30 or 40 taper
 - An inexpensive way to organize your tool holders.

Taper Size	No. of Holes	Part Number	Price Each
CAT/BT30	10	TRAY30-10	\$29.50
CAT/BT40	10	TRAY40-10	\$29.50

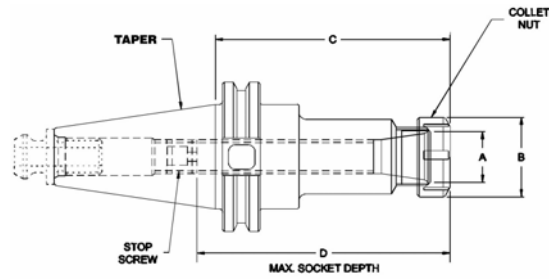
B

MRO & SAFETY
FLAT STOCK/DRILL ROD

Call Us Today For All Of Your Machine Tool Needs!

CAT-50 V-FLANGE ER COLLET CHUCKS

ER COLLET CHUCKS

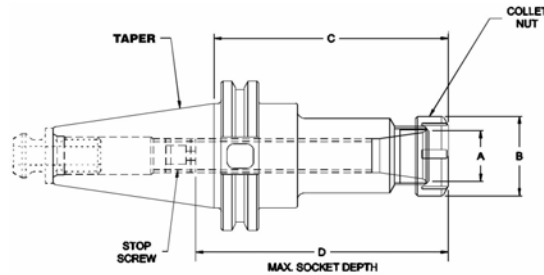


C Proj.	L1	B Nut Dia.	D Socket Depth	Nut Tight. Torque (ft.lbs.)	Brand	Part Number	Price Each	MAX RPM Balanced Up to	Collet Nut	Wrench	Code
ER 16 ER-16 Collet Series-.020 - 0.393 (0.5mm - 10mm)											
4.00	-	1.26	-	50	Techniks	C50-16ER400-T	\$175.00	18,000G2.5	CN-ER16-T	WR-ER16-T	B
4.12	-	1.10	-	52	Kingston	C50-16ER412-K	\$127.39	12,000G6.3	CN-ER16-K	WR-ER16-K	F
	-	1.10	2.76	52	Spin Tru	C50-16ER412-KB	\$212.00	15,000G2.5	CN-ER16-K	WR-ER16-K	D
4.12	1.26	1.26	-	52	Sowa	C50-16ER412-GB	\$171.32	15000	CN-ER16-G	WR-ER16-G	C
	-	1.25	3.00	-	Command	C50-16ER488-M	\$168.49	-	-	-	C
4.88	-	1.10	-	52	Kingston	C50-16ER493-K	\$151.94	12,000G6.3	CN-ER16-K	WR-ER16-K	F
5.12	-	1.11	-	52	Parlec	C50-16ER512-P	\$169.50	-	CN-ER16PN-P	WR-ER16-P	B
6.00	-	1.10	-	52	Kingston	C50-16ER600-K	\$136.70	12,000G6.3	CN-ER16-K	WR-ER16-K	F
	-	1.10	-	52	Spin Tru	C50-16ER600-KB	\$230.00	15,000G2.5	CN-ER16-K	WR-ER16-K	D
6.00	0.87	1.26	-	52	Lyndex	C50-16ER600-L	\$244.02	-	CN-ER16-L	WR-ER16-L	B
	-	1.11	2.62	52	Parlec	C50-16ER612-P	\$172.50	-	CN-ER16PN-P	WR-ER16-P	B
8.00	-	1.10	2.76	52	Spin Tru	C50-16ER800-KB	\$264.00	15,000G2.5	CN-ER16-K	WR-ER16-K	D
	0.87	1.26	-	52	Lyndex	C50-16ER800-L	\$263.62	-	CN-ER16-L	WR-ER16-L	B
ER 20 ER-20 Collet Series-.020 - 0.500 (0.5mm - 12.7mm)											
2.50	-	1.34	-	74	Kingston	C50-20ER250-K	\$128.05	12,000G6.3	CN-ER20-K	WR-ER20-K	F
	-	1.34	3.15	74	Spin Tru	C50-20ER250-KB	\$213.00	15,000G2.5	CN-ER20-K	WR-ER20-K	D
	1.06	1.38	-	74	Lyndex	C50-20ER250-L	\$219.52	-	CN-ER20-L	WR-ER20-L	B
	1.38	1.38	-	74	Sowa	C50-20ER250-GB	\$172.21	15000	CN-ER20-G	WR-ER20-G	C
4.00	-	1.34	-	74	Kingston	C50-20ER400-K	\$128.05	12,000G6.3	CN-ER20-K	WR-ER20-K	F
	-	1.34	-	74	Spin Tru	C50-20ER400-KB	\$213.00	15,000G2.5	CN-ER20-K	WR-ER20-K	D
	-	1.38	-	74	Techniks	C50-20ER400-T	\$180.00	18,000G2.5	CN-ER20-T	WR-ER20-T	B
	1.06	1.38	-	74	Lyndex	C50-20ER400-L	\$244.02	-	CN-ER20-L	WR-ER20-L	B
4.00	-	1.38	3.50	-	Command	C50-20ER400-M	\$174.37	-	-	-	C
	-	1.34	-	74	Kingston	C50-20ER600-K	\$110.00	12,000G6.3	CN-ER20-K	WR-ER20-K	F
6.00	-	1.34	-	74	Spin Tru	C50-20ER600-KB	\$235.00	15,000G2.5	CN-ER20-K	WR-ER20-K	D
	-	1.38	3.50	-	Command	C50-20ER600-M	\$187.74	-	-	-	C
8.00	-	1.34	-	74	Kingston	C50-20ER800-K	\$159.29	12,000G6.3	CN-ER20-K	WR-ER20-K	F
	-	1.34	3.15	74	Spin Tru	C50-20ER800-KB	\$265.00	15,000G2.5	CN-ER20-K	WR-ER20-K	D
	1.06	1.38	-	74	Lyndex	C50-20ER800-L	\$293.02	-	CN-ER20-L	WR-ER20-L	B
ER 25 ER-25 Collet Series-.039 - 0.630 (1mm - 16mm)											
2.50	-	1.65	3.93	95	Spin Tru	C50-25ER250-KB	\$219.00	15,000G2.5	CN-ER25-K	WR-ER25-K	D
	1.65	1.65	-	95	Sowa	C50-25ER250-GB	\$176.52	15000	CN-ER25-G	WR-ER25-G	C
4.00	-	1.65	-	95	Kingston	C50-25ER400-K	\$131.26	12,000G6.3	CN-ER25-K	WR-ER25-K	F
	-	1.65	-	95	Spin Tru	C50-25ER400-KB	\$219.00	15,000G2.5	CN-ER25-K	WR-ER25-K	D
	-	1.65	-	95	USST	C50-25ER400-U	\$110.00	-	CN-ER25-K	WR-ER25-K	D
	1.18	1.65	-	95	Lyndex	C50-25ER400-L	\$244.02	-	CN-ER25-L	WR-ER25-L	B
	-	1.63	3.50	-	Command	C50-25ER400-M	\$176.61	-	-	-	C
6.00	-	1.65	-	95	Kingston	C50-25ER600-K	\$141.55	12,000G6.3	CN-ER25-K	WR-ER25-K	F
	-	1.65	-	95	Spin Tru	C50-25ER600-KB	\$236.00	15,000G2.5	CN-ER25-K	WR-ER25-K	D
	-	1.65	-	95	Techniks	C50-25ER600-T	\$189.00	18,000G2.5	CN-ER25-T	WR-ER25-T	B
	1.18	1.65	-	95	Lyndex	C50-25ER600-L	\$263.62	-	CN-ER25-L	WR-ER25-L	B
6.00	-	1.63	3.50	-	Command	C50-25ER600-M	\$204.05	-	-	-	C
	-	1.65	-	95	Kingston	C50-25ER800-K	\$162.28	12,000G6.3	CN-ER25-K	WR-ER25-K	F
8.00	-	1.65	-	95	Spin Tru	C50-25ER800-KB	\$270.00	15,000G2.5	CN-ER25-K	WR-ER25-K	D

Call Us Today For All Of Your Machine Tool Needs!

CAT-50 V-FLANGE ER COLLET CHUCKS

ER COLLET CHUCKS



RETENTION KNOBS
are on
pages 147-154



C Proj.	L1	B Nut Dia.	D Socket Depth	Nut Tight. Torque (ft.lbs.)	Brand	Part Number	Price Each	MAX RPM Balanced Up to	Collet Nut	Wrench	Code
ER 32 ER-32 Collet Series-.040 - 0.810 (1mm - 20.6mm)											
1.06	-	1.97	-	125	Spin Tru	C50-32ER106-KB	\$274.00	15,000G2.5	CN-ER32-K	WR-ER32-K	D
1.69	-	1.97	-	125	Spin Tru	C50-32ER169-KB	\$274.00	15,000G2.5	CN-ER32-K	WR-ER32-K	D
4.00	-	1.97	-	125	Kingston	C50-32ER400-K	\$133.01	12,000G6.3	CN-ER32-K	WR-ER32-K	F
	-	1.97	-	125	Spin Tru	C50-32ER400-KB	\$221.00	15,000G2.5	CN-ER32-K	WR-ER32-K	D
	-	1.97	-	125	Techniks	C50-32ER400-T	\$170.00	18,000G2.5	CN-ER32-T	WR-ER32-T	B
	1.34	1.97	-	125	Lyndex	C50-32ER400-L	\$219.52	-	CN-ER32-L	WR-ER32-L	B
	1.97	1.97	-	125	Sowa	C50-32ER400-GB	\$178.89	15000	CN-ER32-G	WR-ER32-G	C
6.00	-	1.93	4.00	-	Command	C50-32ER400-M	\$178.08	-	-	-	C
	-	1.97	-	125	Kingston	C50-32ER600-K	\$137.03	12,000G6.3	CN-ER32-K	WR-ER32-K	F
	-	1.97	-	125	Spin Tru	C50-32ER600-KB	\$228.00	15,000G2.5	CN-ER32-K	WR-ER32-K	D
6.12	-	1.93	4.00	-	Command	C50-32ER600-M	\$192.22	-	-	-	C
	-	1.97	3.00	125	Parlec	C50-32ER612-P	\$192.75	-	CN-ER32-P	WR-ER32-P	B
8.00	-	1.97	3.94	125	Spin Tru	C50-32ER800-KB	\$274.00	15,000G2.5	CN-ER32-K	WR-ER32-K	D
	1.34	1.97	-	125	Lyndex	C50-32ER800-L	\$293.02	-	CN-ER32-L	WR-ER32-L	B
	-	1.93	4.00	-	Command	C50-32ER800-M	\$206.29	-	-	-	C

C Proj.	L1	B Nut Dia.	D Socket Depth	Nut Tight. Torque (ft.lbs.)	Brand	Part Number	Price Each	MAX RPM Balanced Up to	Collet Nut	Wrench	Code
ER 40 ER-40 Collet Series-.040 - 0.810 (1mm - 20.6mm)											
1.06	-	2.48	-	140	Spin Tru	C50-40ER106-KB	\$274.00	15,000G2.5	CN-ER40-K	WR-ER40-K	D
1.69	-	2.48	-	140	Spin Tru	C50-40ER169-KB	\$274.00	15,000G2.5	CN-ER40-K	WR-ER40-K	D
3.00	-	2.48	-	140	Kingston	C50-40ER300-K	\$125.46	12,000G6.3	CN-ER40-K	WR-ER40-K	F
	-	2.48	-	140	Spin Tru	C50-40ER300-KB	\$210.00	15,000G2.5	CN-ER40-K	WR-ER40-K	D
4.00	-	2.48	-	140	Kingston	C50-40ER400-K	\$126.50	12,000G6.3	CN-ER40-K	WR-ER40-K	F
	-	2.48	-	140	Spin Tru	C50-40ER400-KB	\$229.00	15,000G2.5	CN-ER40-K	WR-ER40-K	D
	-	2.48	-	140	Techniks	C50-40ER400-T	\$180.00	18,000G2.5	CN-ER40-T	WR-ER40-T	B
	1.50	2.48	-	140	Lyndex	C50-40ER400-L	\$244.02	-	CN-ER40-L	WR-ER40-L	B
	2.48	2.48	-	140	Sowa	C50-40ER400-GB	\$184.87	15000	CN-ER40-G	WR-ER40-G	C
4.12	-	2.48	5.40	-	Command	C50-40ER400-M	\$183.33	-	-	-	C
	-	2.36	4.00	162	Parlec	C50-40ER412-P	\$204.00	-	CN-ER40-P	WR-ER40-P	B
6.00	-	2.48	-	140	Kingston	C50-40ER600-K	\$147.06	12,000G6.3	CN-ER40-K	WR-ER40-K	F
	-	2.48	-	140	Spin Tru	C50-40ER600-KB	\$247.00	15,000G2.5	CN-ER40-K	WR-ER40-K	D
	-	2.48	6.40	-	Command	C50-40ER600-M	\$197.40	-	-	-	C
8.00	-	2.48	5.91	140	Spin Tru	C50-40ER800-KB	\$283.00	15,000G2.5	CN-ER40-K	WR-ER40-K	D
	1.50	2.48	-	140	Lyndex	C50-40ER800-L	\$293.02	-	CN-ER40-L	WR-ER40-L	B

ER COLLET SETS

- Concentricity is 13 microns or 0.0005" TIR or better
- Manufactured with Swiss technology
- Crafted from high quality European alloy spring steel
- TRUE INCH and metric sizes
- Fractional Collets manufactured specifically for US market requirements
- 16 slot construction for rigid clamping and extra concentricity
- Accu-Collets improve tool life, part finish and reduces spindle wear
- Can be used for drilling, milling, tapping and reaming

Accu-Collets



Type	Description	No. Of Collets	Part Number	Set Price
ER-8	1/16"-3/16" x 1/64	9	08-SET9-INCH	\$112.50
ER-11	1/16"-1/4" x 1/32	7	11-SET7-INCH	\$87.50
	1/16" - 1/4" x 1/64	13	11-SET13-INCH	\$162.50
ER-16	1/16" - 3/8" x 1/32"	11	16-SET11-INCH	\$137.50
ER-20	1/16" - 1/2" x 1/32"	15	20-SET15-INCH	\$206.25
ER-25	3/32" - 5/8" x 1/32"	18	25-SET18-INCH	\$247.50
ER-32	1/8"-3/4" x 1/32"	21	32-SET21-INCH	\$288.75
ER-40	1/8"-1" x 1/64"	15	40-SET15-INCH	\$262.50
	1/8" - 1" x 1/32"	29	40-SET29-INCH	\$507.50

Call Us Or Visit Our Website For Our Complete Selection!

2010-11 Master Catalog

203

LATHES CHUCKS
LIVE CENTERS

VICE JAWS
VICE ACCESSORIES

STRAIGHT SHANK
COLLET HOLDERS

LATHES BUSHINGS
DRILL CHUCKS

CARBIDE INSERTS
THREADING/GROOVING

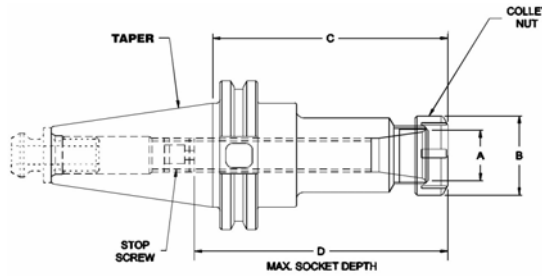
CUTTING TOOLS
MACHINERY

PRECISION TOOLS
DEBURRING

COOLANT/FLUIDS
TOOL STORAGE

BT-30 ER COLLET CHUCKS

ER COLLET CHUCKS



**RETENTION
KNOBS**
are on
page **147-154**



C Proj.	L1	B Nut Dia.	D Socket Depth	Nut Tight. Torque (ft.lbs.)	Brand	Part Number	Price Each	MAX RPM Balanced Up to	Collet Nut	Wrench	Code
ER 11 ER-11 Collet Series-.020 - 0.275 (0.5mm - 7mm)											
2.00	-	0.75	1.75	22	Spin Tru	B30-11ER200-KB	\$136.00	30,000G2.5	CN-ER11-K	WR-ER11-K	D
	0.65	0.75	-	22	Lyndex	B30-11ER200-L	\$178.36	-	CN-ER11-L	WR-ER11-L	B
4.00	-	0.75	2.25	22	Spin Tru	B30-11ER400-KB	\$136.00	30,000G2.5	CN-ER11-K	WR-ER11-K	D
	0.65	0.75	-	22	Lyndex	B30-11ER400-L	\$199.92	-	CN-ER11-L	WR-ER11-L	B
ER 16 ER-16 Collet Series-.020 - 0.393 (0.5mm - 10mm)											
2.36	-	1.1	-	52	Kingston	B30-16ER236-K	\$81.40	12,000G6.3	CN-ER16-K	WR-ER16-K	F
	-	1.1	2.55	52	Spin Tru	B30-16ER236-KB	\$136.00	30,000G2.5	CN-ER16-K	WR-ER16-K	D
2.88	0.87	1.26	-	52	Lyndex	B30-16ER236-L	\$178.36	-	CN-ER16-L	WR-ER16-L	B
	-	1.25	3		Command	B30-16ER288-M	\$131.39	B2C4-0016			C
4.00	-	1.1	-	52	Kingston	B30-16ER400-K	\$81.40	12,000G6.3	CN-ER16-K	WR-ER16-K	F
	-	1.1	2.55	52	Spin Tru	B30-16ER400-KB	\$136.00	30,000G2.5	CN-ER16-K	WR-ER16-K	D
4.72	0.87	1.26	-	52	Lyndex	B30-16ER400-L	\$199.92	-	CN-ER16-L	WR-ER16-L	B
	-	1.26	-	50	Techniks	B30-16ER472-T	\$130.00	18,000G2.5	CN-ER16-T	WR-ER16-T	B
5.00	-	1.1	2.55	52	Spin Tru	B30-16ER500-KB	\$142.00	30,000G2.5	CN-ER16-K	WR-ER16-K	D
	0.87	1.26	-	52	Sowa	B30-16ER500-GB	\$114.87	20000	CN-ER16-G	WR-ER16-G	C
6.00	-	1.1	2.55	52	Spin Tru	B30-16ER600-KB	\$142.00	30,000G2.5	CN-ER16-K	WR-ER16-K	D
	0.87	1.26	-	52	Lyndex	B30-16ER600-L	\$209.72	-	CN-ER16-L	WR-ER16-L	B
ER 20 ER-20 Collet Series-.020 - 0.500 (0.5mm - 12.7mm)											
2.50	-	1.34	-	74	Kingston	B30-20ER250-K	\$81.40	12,000G6.3	CN-ER20-K	WR-ER20-K	F
	-	1.34	-	74	Spin Tru	B30-20ER250-KB	\$137.00	30,000G2.5	CN-ER20-K	WR-ER20-K	D
2.76	1.06	1.38	-	74	Lyndex	B30-20ER250-L	\$178.36	-	CN-ER20-L	WR-ER20-L	B
	-	1.34	-	74	Techniks	B30-20ER276-T	\$125.00	18,000G2.5	CN-ER20-T	WR-ER20-T	B
4.00	-	1.34	2.63	74	Spin Tru	B30-20ER400-KB	\$137.00	30,000G2.5	CN-ER20-K	WR-ER20-K	D
ER 25 ER-25 Collet Series-.039 - 0.630 (1mm - 16mm)											
2.00	-	1.65	2.55	95	Spin Tru	B30-25ER200-KB	\$142.00	30,000G2.5	CN-ER25-K	WR-ER25-K	D
	1.18	1.65	-	95	Lyndex	B30-25ER200-L	\$178.36	-	CN-ER25-L	WR-ER25-L	B
2.15	-	1.93	2.1		Command	B30-32ER215-M	\$145.46	B2C3-0032			C
	-	1.65	-	95	Techniks	B30-25ER236-T	#N/A	18,000G2.5			B
2.50	-	1.65	-	95	Kingston	B30-25ER250-K	\$84.18	12,000G6.3	CN-ER25-K	WR-ER25-K	F
	-	1.65	-	95	Spin Tru	B30-25ER250-KB	\$142.00	30,000G2.5	CN-ER25-K	WR-ER25-K	D
2.76	-	1.65	-	95	Techniks	B30-25ER276-T	\$117.00	18,000G2.5	CN-ER25-T	WR-ER25-T	B
	-	1.65	2.55	95	Spin Tru	B30-25ER400-KB	\$142.00	30,000G2.5	CN-ER25-K	WR-ER25-K	D
ER 32 ER-32 Collet Series-.040 - 0.810 (1mm - 20.6mm)											
2.36	-	1.97	-	125	Techniks	B30-32ER236-T	\$114.30	18,000G2.5	CN-ER32-T	WR-ER32-T	B
	-	1.97	-	125	Kingston	B30-32ER300-K	\$86.73	12,000G6.3	CN-ER32-K	WR-ER32-K	F
3.00	-	1.97	2.4	125	Spin Tru	B30-32ER300-KB	\$145.00	30,000G2.5	CN-ER32-K	WR-ER32-K	D
	1.34	1.97	-	125	Lyndex	B30-32ER300-L	\$178.36	-	CN-ER32-L	WR-ER32-L	B
5.00	-	1.97	2.4	125	Spin Tru	B30-32ER500-KB	\$155.00	30,000G2.5	CN-ER32-K	WR-ER32-K	D
	1.34	1.97	-	125	Lyndex	B30-32ER500-L	\$199.92	-	CN-ER32-L	WR-ER32-L	B
ER 40 ER-40 Collet Series-.040 - 0.810 (1mm - 20.6mm)											
3.15	-	2.48	-	140	Techniks	B30-40ER315-T	\$154.80	18,000G2.5	CN-ER40-T	WR-ER40-T	B

Call Us Or Visit Our Website For Our Complete Selection!

LATHES CHUCKS
LIVE CENTERS

VICE JAWS
VICE ACCESSORIES

STRAIGHT SHANK
COLLET HOLDERS

LATHES BUSHINGS
DRILL CHUCKS

CARBIDE INSERTS
THREADING/GROOVING

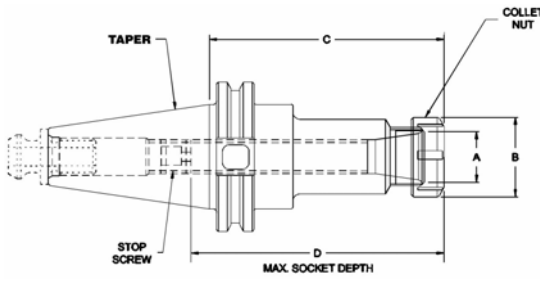
CUTTING TOOLS
MACHINERY

PRECISION TOOLS
DEBURRING

COOLANT/FLUIDS
TOOL STORAGE

BT-40 ER COLLET CHUCKS

ER COLLET CHUCKS

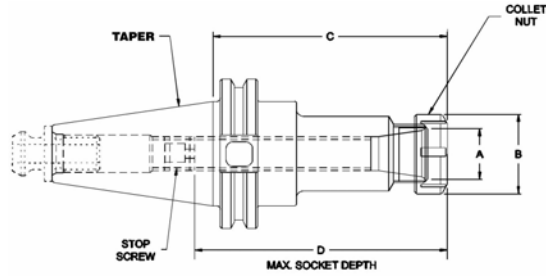


C Proj.	L1	B Nut Dia.	D Socket Depth	Nut Tight. Torque (ft.lbs.)	Brand	Part Number	Price Each	MAX RPM Balanced Up to	Collet Nut	Wrench	Code
ER 11 ER-11 Collet Series-.020 - 0.275 (0.5mm - 7mm)											
2.50	-	0.75	2.25	22	Spin Tru	B40-11ER250-KB	\$143.00	20,000G2.5	CN-ER11-K	WR-ER11-K	D
	0.65	0.75	-	22	Lyndex	B40-11ER250-L	\$203.84	-	CN-ER11-L	WR-ER11-L	B
4.00	-	0.75	2.25	22	Spin Tru	B40-11ER400-KB	\$143.00	20,000G2.5	CN-ER11-K	WR-ER11-K	D
6.00	-	0.75	2.25	22	Spin Tru	B40-11ER600-KB	\$154.00	20,000G2.5	CN-ER11-K	WR-ER11-K	D
	0.65	0.75	-	22	Lyndex	B40-11ER600-L	\$229.32	-	CN-ER11-L	WR-ER11-L	B
ER 16 ER-16 Collet Series-.020 - 0.393 (0.5mm - 10mm)											
2.50	-	1.10	-	52	Kingston	B40-16ER250-K	\$76.58	12,000G6.3	CN-ER16-K	WR-ER16-K	F
	-	1.10	-	52	Spin Tru	B40-16ER250-KB	\$135.00	20,000G2.5	CN-ER16-K	WR-ER16-K	D
2.88	-	1.25	3.00	-	Command	B40-16ER288-M	\$145.46	-	-	-	C
3.00	-	1.10	-	52	Kingston	B40-16ER300-K	\$94.20	12,000G6.3	CN-ER16-K	WR-ER16-K	F
3.12	-	1.11	2.12	52	Parlec	B40-16ER312-P	\$143.25	-	CN-ER16PN-P	WR-ER16-P	B
3.50	-	1.10	-	52	Kingston	B40-16ER350-K	\$85.63	12,000G6.3	CN-ER16-K	WR-ER16-K	F
	-	1.10	2.83	52	Spin Tru	B40-16ER350-KB	\$143.00	20,000G2.5	CN-ER16-K	WR-ER16-K	D
	0.87	1.26	-	52	Lyndex	B40-16ER350-L	\$184.24	-	CN-ER16-L	WR-ER16-L	B
4.88	-	1.25	3.00	-	Command	B40-16ER488-M	\$160.30	-	-	-	C
5.00	-	1.10	-	52	Kingston	B40-16ER500-K	\$91.67	12,000G6.3	CN-ER16-K	WR-ER16-K	F
	-	1.10	-	52	Spin Tru	B40-16ER500-KB	\$154.00	20,000G2.5	CN-ER16-K	WR-ER16-K	D
5.12	-	1.11	2.12	52	Parlec	B40-16ER512-P	\$151.50	-	CN-ER16PN-P	WR-ER16-P	B
ER 20 ER-20 Collet Series-.020 - 0.500 (0.5mm - 12.7mm)											
2.20	-	1.38	2.50	-	Command	B40-20ER220-M	\$150.64	-	-	-	C
2.50	-	1.34	-	74	Kingston	B40-20ER250-K	\$85.60	12,000G6.3	CN-ER20-K	WR-ER20-K	F
	-	1.34	-	74	Spin Tru	B40-20ER250-KB	\$144.00	20,000G2.5	CN-ER20-K	WR-ER20-K	D
	1.06	1.38	-	74	Lyndex	B40-20ER250-L	\$184.24	-	CN-ER20-L	WR-ER20-L	B
2.75	-	1.34	-	74	Kingston	B40-20ER275-K	\$94.85	12,000G6.3	CN-ER20-K	WR-ER20-K	F
4.00	-	1.34	3.14	74	Spin Tru	B40-20ER400-KB	\$144.00	20,000G2.5	CN-ER20-K	WR-ER20-K	D
	-	1.38	3.50	-	Command	B40-20ER400-M	\$150.64	-	-	-	C
4.12	-	1.34	4.00	74	Parlec	B40-20ER412-P	\$187.18	-	CN-ER20-P	WR-ER20-P	B
6.00	-	1.34	-	74	Kingston	B40-20ER600-K	\$94.08	12,000G6.3	CN-ER20-K	WR-ER20-K	F
	-	1.34	-	74	Spin Tru	B40-20ER600-KB	\$158.00	20,000G2.5	CN-ER20-K	WR-ER20-K	D
	1.06	1.38	-	74	Lyndex	B40-20ER600-L	\$229.32	-	CN-ER20-L	WR-ER20-L	B
	-	1.38	3.50	-	Command	B40-20ER600-M	\$164.78	-	-	-	C
ER 25 ER-25 Collet Series-.039 - 0.630 (1mm - 16mm)											
2.25	-	1.65	3.14	95	Spin Tru	B40-25ER225-KB	\$149.00	20,000G2.5	CN-ER25-K	WR-ER25-K	D
	1.18	1.65	-	95	Lyndex	B40-25ER225-L	\$194.04	-	CN-ER25-L	WR-ER25-L	B
2.50	-	1.65	-	95	Kingston	B40-25ER250-K	\$89.50	12,000G6.3	CN-ER25-K	WR-ER25-K	F
	-	1.65	-	95	Spin Tru	B40-25ER250-KB	\$149.00	20,000G2.5	CN-ER25-K	WR-ER25-K	D
	-	1.63	2.80	-	Command	B40-25ER250-M	\$153.65	-	-	-	C
4.00	-	1.65	-	95	Kingston	B40-25ER400-K	\$89.50	12,000G6.3	CN-ER25-K	WR-ER25-K	F
	-	1.65	-	95	Spin Tru	B40-25ER400-KB	\$149.00	20,000G2.5	CN-ER25-K	WR-ER25-K	D
	1.18	1.65	-	95	Lyndex	B40-25ER400-L	\$213.64	-	CN-ER25-L	WR-ER25-L	B
	-	1.63	3.50	-	Command	B40-25ER400-M	\$153.65	-	-	-	C
5.90	-	1.65	-	95	USST	B40-25ER590-U	\$81.00	-	CN-ER25-K	WR-ER25-K	D
6.00	-	1.65	-	95	Kingston	B40-25ER600-K	\$100.02	12,000G6.3	CN-ER25-K	WR-ER25-K	F
	-	1.65	-	95	Spin Tru	B40-25ER600-KB	\$168.00	20,000G2.5	CN-ER25-K	WR-ER25-K	D
	1.18	1.65	-	95	Lyndex	B40-25ER600-L	\$229.32	-	CN-ER25-L	WR-ER25-L	B

Call Us Today For All Of Your Machine Tool Needs!

BT-40 ER COLLET CHUCKS

ER COLLET CHUCKS



C Proj.	L1	B Nut Dia.	D Socket Depth	Nut Tight. Torque (ft.lbs.)	Brand	Part Number	Price Each	MAX RPM Balanced Up to	Collet Nut	Wrench	Code
ER 32 ER-32 Collet Series-.040 - 0.810 (1mm - 20.6mm)											
1.38	-	1.97	-	125	Spin Tru	B40-32ER138-KB	\$173.00	20,000G2.5	CN-ER32-K	WR-ER32-K	D
1.57	-	1.97	-	125	Spin Tru	B40-32ER157-KB	\$173.00	20,000G2.5	CN-ER32-K	WR-ER32-K	D
2.40	-	1.93	2.80	-	Command	B40-32ER240-M	\$155.82	B4C3-0032	-	-	C
2.75	-	1.97	-	125	Spin Tru	B40-32ER275-KB	\$143.00	20,000G2.5	CN-ER32-K	WR-ER32-K	D
3.00	-	1.97	-	125	Kingston	B40-32ER300-K	\$100.38	12,000G6.3	CN-ER32-K	WR-ER32-K	F
3.13	-	1.97	2.83	125	Spin Tru	B40-32ER313-KB	\$152.00	20,000G2.5	CN-ER32-K	WR-ER32-K	D
	1.34	1.97	-	125	Lyndex	B40-32ER313-L	\$184.24	-	CN-ER32-L	WR-ER32-L	B
4.00	-	1.97	-	125	Kingston	B40-32ER400-K	\$103.59	12,000G6.3	CN-ER32-K	WR-ER32-K	F
	-	1.93	4.00	-	Command	B40-32ER400-M	\$155.82	B4C4-0032	-	-	C
4.12	-	1.97	4.00	125	Parlec	B40-32ER412-P	\$151.50	-	CN-ER32-P	WR-ER32-P	B
5.00	-	1.97	3.93	125	Spin Tru	B40-32ER500-KB	\$163.00	20,000G2.5	CN-ER32-K	WR-ER32-K	D
	1.34	1.97	-	125	Lyndex	B40-32ER500-L	\$213.64	-	CN-ER32-L	WR-ER32-L	B
	1.34	1.97	-	125	Sowa	B40-32ER500-GB	\$131.76	20000	CN-ER32-G	WR-ER32-G	C
6.00	-	1.97	-	125	Kingston	B40-32ER600-K	\$111.91	12,000G6.3	CN-ER32-K	WR-ER32-K	F
	-	1.97	-	125	Spin Tru	B40-32ER600-KB	\$174.00	20,000G2.5	CN-ER32-K	WR-ER32-K	D
		1.93	4.00		Command	B40-32ER600-M	\$155.82	B4C5-0032			C

C Proj.	L1	B Nut Dia.	D Socket Depth	Nut Tight. Torque (ft.lbs.)	Brand	Part Number	Price Each	MAX RPM Balanced Up to	Collet Nut	Wrench	Code
ER 40 ER-40 Collet Series-.040 - 0.810 (1mm - 20.6mm)											
3.00	-	2.48	-	140	Kingston	B40-40ER300-K	\$118.29	12,000G6.3	CN-ER40-K	WR-ER40-K	F
3.13	-	2.48	3.62	140	Spin Tru	B40-40ER313-KB	\$159.00	20,000G2.5	CN-ER40-K	WR-ER40-K	D
	1.50	2.48	-	140	Lyndex	B40-40ER313-L	\$194.04	-	CN-ER40-L	WR-ER40-L	B
4.00	-	2.48	4.50	-	Command	B40-40ER400-M	\$155.82	B4C4-0040			C
4.12	-	2.36	4.00	162	Parlec	B40-40ER412-P	\$160.50	-	CN-ER40-P	WR-ER40-P	B
5.00	-	2.48	3.93	140	Spin Tru	B40-40ER500-KB	\$171.00	20,000G2.5	CN-ER40-K	WR-ER40-K	D
	1.50	2.48	-	140	Lyndex	B40-40ER500-L	\$213.64	-	CN-ER40-L	WR-ER40-L	B
	1.50	2.48	-	140	Sowa	B40-40ER500-GB	\$137.65	20000	CN-ER40-G	WR-ER40-G	C
6.00	-	2.48	-	140	Kingston	B40-40ER600-K	\$106.04	12,000G6.3	CN-ER40-K	WR-ER40-K	F
	-	2.48	-	140	Spin Tru	B40-40ER600-KB	\$178.00	20,000G2.5	CN-ER40-K	WR-ER40-K	D
		2.48	6.50		Command	B40-40ER600-M	\$172.90	B4C5-0040			C

ER COLLET SETS

- Concentricity is 13 microns or 0.0005" TIR or better
- Manufactured with Swiss technology
- Crafted from high quality European alloy spring steel
- TRUE INCH and metric sizes
- Fractional Collets manufactured specifically for US market requirements
- 16 slot construction for rigid clamping and extra concentricity
- Accu-Collets improve tool life, part finish and reduces spindle wear
- Can be used for drilling, milling, tapping and reaming



Accu-Collets

Type	Description	No. Of Collets	Part Number	Set Price
ER-8	1/16"-3/16" x 1/64	9	08-SET9-INCH	\$112.50
ER-11	1/16"-1/4" x 1/32	7	11-SET7-INCH	\$87.50
	1/16" - 1/4" x 1/64	13	11-SET13-INCH	\$162.50
ER-16	1/16" - 3/8" x 1/32"	11	16-SET11-INCH	\$137.50
ER-20	1/16" - 1/2" x 1/32"	15	20-SET15-INCH	\$206.25
ER-25	3/32" - 5/8" x 1/32"	18	25-SET18-INCH	\$247.50
ER-32	1/8"-3/4" x 1/32"	21	32-SET21-INCH	\$288.75
ER-40	1/8"-1" x 1/64"	15	40-SET15-INCH	\$262.50
	1/8" - 1" x 1/32"	29	40-SET29-INCH	\$507.50

Call Us Or Visit Our Website For Our Complete Selection!

LATHES CHUCKS
LIVE CENTERS

VICE JAWS
VICE ACCESSORIES

STRAIGHT SHANK
COLLET HOLDERS

LATHES BUSHINGS
DRILL CHUCKS

CARBIDE INSERTS
THREADING/GROOVING

CUTTING TOOLS
MACHINERY

PRECISION TOOLS
DEBURRING

COOLANT/FLUIDS
TOOL STORAGE

CHUCK JAWS
LATHE WORKHOLDING

MACHINE VISES
MAGNETIC CHUCKS

RETENTION KNOBS
ER, DA, TG COLLETS

TOOLHOLDERS
TAP HOLDERS

INDEXABLE DRILLS
TURNING & BORING

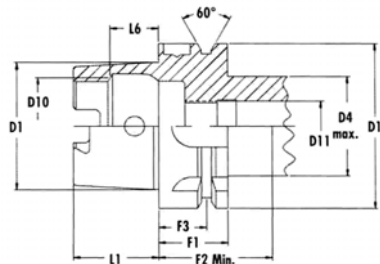
ENDMILLS, DRILLS
TAPS & REAMERS

ABRASIVES
MEASURING TOOLS

MRO & SAFETY
FLAT STOCK/DRILL ROD

HSK TAPER TOOLHOLDERS

HSK TAPER ENDMILL HOLDERS



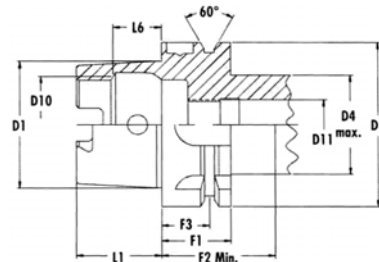
HSK 100A Endmill Holders-3/16" to 1-1/2"

Dia.	C Proj.	B Out-side Dia.	D Max Socket Depth	Brand	Part Number	Price Each	Code
1/4"	2.38	0.78	1.3	Command	H100A-25EM238-M	\$201.88	C
5/16"	2.5	0.88	1.4	Command	H100A-31EM250-M	\$201.88	C
3/8"	2.63	1	1.5	Command	H100A-37EM263-M	\$201.88	C
1/2"	3.5	1.25	2.1	Command	H100A-50EM350-M	\$201.88	C
5/8"	3.5	1.5	2.1	Command	H100A-62EM350-M	\$201.88	C
3/4"	3.75	1.75	2.3	Command	H100A-75EM375-M	\$201.88	C
7/8"	3.75	1.88	2.3	Command	H100A-87EM375-M	\$201.88	C
1"	4.38	2	2.9	Command	H100A-10EM438-M	\$206.29	C
1-1/4"	4.75	2.5	3.2	Command	H100A-12EM475-M	\$230.02	C
1-1/2"	4.75	2.5	3.1	Command	H100A-15EM475-M	\$261.94	C
2"	5.75	3.75	4	Command	H100A-200EM575-M	\$278.25	C

HSK 63A Endmill Holders-1/4" to 1-1/4"

Dia.	C Proj.	B Out-side Dia.	D Max Socket Depth	Brand	Part Number	Price Each	Code
1/4"	2.13	0.78	1.3	Command	H63A-25EM213-M	\$153.65	C
5/16"	2.25	0.88	1.4	Command	H63A-31EM225-M	\$153.65	C
3/8"	2.88	1	1.8	Command	H63A-37EM288-M	\$156.59	C
1/2"	3.13	1.25	2	Command	H63A-50EM313-M	\$156.59	C
5/8"	3.38	1.5	2.2	Command	H63A-62EM338-M	\$161.07	C
3/4"	3.5	1.75	2.3	Command	H63A-75EM350-M	\$161.07	C
1"	4	2	2.8	Command	H63A-10EM400-M	\$167.72	C
1 1/4"	4.5	2.5	3.2	Command	H63A-12EM450-M	\$167.72	C

HSK TAPER COLLET CHUCKS



Taper	Collet Series	C Proj.	B Nut Dia.	D Socket Depth	Nut Tight. Torque (ft.lbs.)	Brand	Part Number	Price Each	Collet Nut	Wrench	Code
HSK 63A	ER16	4.06	1.11	2.22	52	Parlec	H63A-16ER406-P	\$190.80	CN-ER16PN-P	WR-ER16-P	B
	ER20	2.76	34mm	55mm	74	Domestic	H63A-20ER276-A	\$255.00	CN-ER20-A	WR-ER20-A	B
		4.06	1.34	2	74	Parlec	H63A-20ER406-P	\$197.10	CN-ER20-P	WR-ER20-P	B
	ER25	3.15	42mm	60mm	95	Domestic	H63A-25ER315-A	\$263.50	CN-ER25-A	WR-ER25-A	B
		4.06	1.67	2.5	95	Parlec	H63A-25ER406-P	\$225.00	CN-ER25-P	WR-ER25-P	B
	ER32	3.27	1.97	1.8	125	Parlec	H63A-32ER327-P	\$208.80	CN-ER32-P	WR-ER32-P	B
4.84		1.97	3.3	125	Parlec	H63A-32ER484-P	\$229.50	CN-ER32-P	WR-ER32-P	B	
HSK 100A	ER16	3.27	2.36	1.6	162	Parlec	H63A-40ER327-P	\$215.10	CN-ER40-P	WR-ER40-P	B
		4.84	2.36	3	162	Parlec	H63A-40ER484-P	\$270.00	CN-ER40-P	WR-ER40-P	B
	ER20	4.06	1.11	2.22	52	Parlec	H100A-16ER406-P	\$232.20	CN-ER16PN-P	WR-ER16-P	B
		6.42	1.11	3.12	52	Parlec	H100A-16ER642-P	\$250.20	CN-ER16PN-P	WR-ER16-P	B
	ER25	4.06	1.34	2.2	74	Parlec	H100A-20ER406-P	\$232.20	CN-ER20-P	WR-ER20-P	B
		6.42	1.34	3.5	74	Parlec	H100A-20ER642-P	\$258.30	CN-ER20-P	WR-ER20-P	B
	ER32	4.06	1.67	2.3	95	Parlec	H100A-25ER406-P	\$250.20	CN-ER25-P	WR-ER25-P	B
	ER40	4.06	1.97	2.3	125	Parlec	H100A-32ER406-P	\$262.80	CN-ER32-P	WR-ER32-P	B
ER40	4.06	2.36	1.8	162	Parlec	H100A-40ER406-P	\$262.80	CN-ER40-P	WR-ER40-P	B	

Call Us Today For All Of Your Machine Tool Needs!

2010-11 Master Catalog