


ANGLE PLATES

UNIVERSAL SLOTTED ANGLE PLATES

Webbed and Open

FEATURES:

- Made of high tensile cast iron
- Clamping slots are widely used for machining, layout and inspection
- Accurately machined and ground square and parallel on outside and ends



Dimensions W x H x D	Webbed		Open	
	Part Number	Price Each	Part Number	Price Each
4-1/2" x 3-1/2" x 3"	A-402-0302	\$22.00	-	-
6" x 5" x 4-1/2"	A-402-0303	\$32.00	A-3402-0203	\$35.00
7" x 5-1/2" x 4-1/2"	A-402-0305	\$43.00	-	-
8" x 6" x 5"	A-402-0309	\$50.00	A-3402-0209	\$69.00
9" x 7" x 6"	A-402-0311	\$60.00	-	-
10" x 8" x 6"	A-402-0310	\$82.00	A-3402-0210	\$85.00
12" x 9" x 8"	A-402-0312	\$95.00	A-3402-0212	\$130.00

GIANT SLOTTED ANGLE PLATES

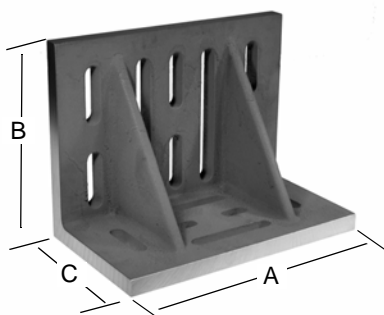
FEATURES:

- Machined on outside faces and with cored slots arranged for maximum clamping versatility
- Made of high grade, close grained cast iron, stress relieved against distortion
- Ships by truck



Dimensions W x H x D	Part Number	Price Each
16" x 12" x 9"	A-402-0340	\$199.00
20" x 16" x 12"	A-3402-0342	\$519.00
24" x 24" x 18"	A-3402-0344	\$599.00

GIANT SLOTTED ANGLE PLATES



- Made of high quality, stress-relieved, fine grained cast iron
- Available in **Machined Finish**, square and parallel within 0.002" per 6"
- or **Ground Finish**, square and parallel within 0.0005" per 6"
- Extra thick cross-sections and two heavy ribs
- Multiple slots for many bolting and clamping possibilities

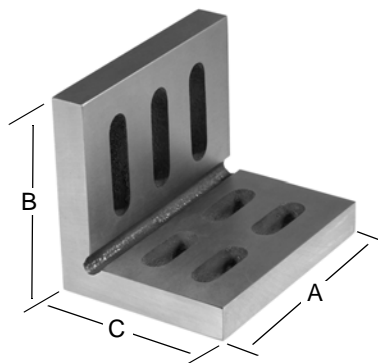


A	B	C	Wall Thickness	Weight	Machined		Ground	
					Part Number	Price	Part Number	Price
16	12	9	1-1/8"	112	SUB-GAW-161209	\$526.00	SUB-GAW-161209-G	\$1,065.00
20	16	12	1-1/8"	200	SUB-GAW-201612	\$757.00	SUB-GAW-201612-G	\$1,531.00
12	24	18	1-1/2"	300	SUB-GAW-122418	\$1,916.00	SUB-GAW-122418-G	\$3,879.00
18	30	24	1-3/4"	700	SUB-GAW-183024	\$3,724.00	SUB-GAW-183024-G	\$7,861.00

SLOTTED ANGLE PLATES

WEBBED AND OPEN END

- Made of high quality, stress relieved cast iron.
- Multiple clamping slots for easy mounting of workpieces.
- Webbed type - 2 working faces and all ends machined square and parallel within 0.002 per 6".
- Open end type - 4 working faces and all ends machined square and parallel within 0.002 per 6".
- Also available ground with working faces square & parallel within 0.0005" per 6".



SIZE			WALL THICKNESS		SLOTS		WEIGHT (lbs)		Webbed		Open	
A	B	C	Webbed	Open	Webbed	Open	Webbed	Open	Part Number	Price	Part Number	Price
3-1/2"	3"	2-1/2"	7/16"	N/A	(4)7/16	N/A	4	N/A	SUB-SAW-030302	\$60.00	-	-
4-1/2"	3-1/2"	3"	9/16"	5/8"	(4)9/16	(4) 9/16	5	4	SUB-SAW-040303	\$61.00	SUB-SAO-040303	\$81.00
6"	5"	4-1/2"	11/16"	13/16"	(4)11/16	(7) 9/16	13	12	SUB-SAW-060504	\$81.00	SUB-SAO-060504	\$114.00
7"	5-1/2"	4-1/2"	11/16"	13/16"	(4)11/16	(8) 9/16	14	14	SUB-SAW-070504	\$111.00	SUB-SAO-070504	\$134.00
8"	6"	5"	3/4"	15/16"	(4)9/16	(8)9/16	22	20	SUB-SAW-080605	\$137.00	SUB-SAO-080605	\$158.00
9"	7"	6"	3/4"	15/16"	(4)11/16	(13)11/16	28	24	SUB-SAW-090706	\$170.00	SUB-SAO-090706	\$196.00
10"	8"	6"	7/8"	1-1/16"	(4)11/16	(13) 11/16	35	33	SUB-SAW-100806	\$201.00	SUB-SAO-100806	\$242.00
12"	9"	8"	1"	1-3/16"	(11)11/16	(13) 13/16	60	50	SUB-SAW-120908	\$308.00	SUB-SAO-120908	\$342.00

Call Us Today For All Of Your Machine Tool Needs!

2010-11 Master Catalog