

CAT-50 V-FLANGE TOOLHOLDERS

END MILL HOLDERS

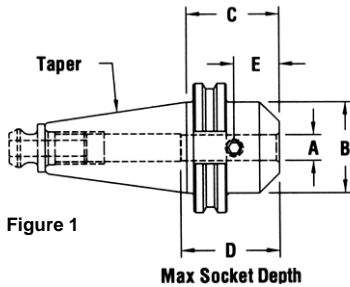


Figure 1

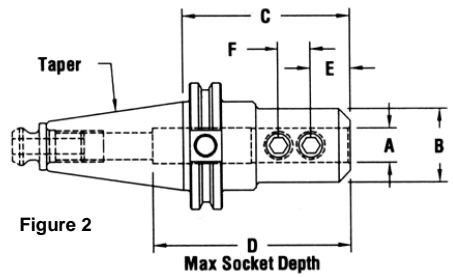


Figure 2



1/8" CAT-50 Endmill Holders-1/8" (.1250) Diameter													
C Proj.	B OD	D Max Socket Depth	Fig #	E	End Mill Type	Tight. Torque (ft.lbs.)	Brand	Part Number	Price Each	Set Screw Size	Set Screw Part Number	MAX RPM Balanced Up to	Code
2.50	0.69	3	2	0.19	S/D	3	Parlec	C50-01EM250-P	\$181.50	M10-32(1)	SSE-10-32-250	-	B
	0.69	4.9	-	-	-	-	Command	C50-01EM250-M	\$101.71	-	-	-	C

3/16" CAT-50 Endmill Holders-3/16" (.1875) Diameter													
C Proj.	B OD	D Max Socket Depth	Fig #	E	End Mill Type	Tight. Torque (ft.lbs.)	Brand	Part Number	Price Each	Set Screw Size	Set Screw Part Number	MAX RPM Balanced Up to	Code
2.50	0.68	-	-	-	S	3	Kingston	C50-18EM250-K	\$74.65	10-32	SSE-10-32-250	12,000G6.3	F
	0.68	-	-	-	S	3	Spin Tru	C50-18EM250-KB	\$125.00	10-32	SSE-10-32-250	15,000G2.5	D
	0.69	3.4	-	-	-	-	Command	C50-18EM250-M	\$101.71	-	-	-	C
4.50	0.68	-	-	-	S	3	Kingston	C50-18EM450-K	\$81.80	10-32	SSE-10-32-250	12,000G6.3	F
	0.68	-	-	-	S	3	Spin Tru	C50-18EM450-KB	\$138.00	10-32	SSE-10-32-250	15,000G2.5	D
6.50	0.68	-	-	-	S	3	Kingston	C50-18EM650-K	\$92.83	10-32	SSE-10-32-250	12,000G6.3	F
	0.68	-	-	-	S	3	Spin Tru	C50-18EM650-KB	\$156.00	10-32	SSE-10-32-250	15,000G2.5	D

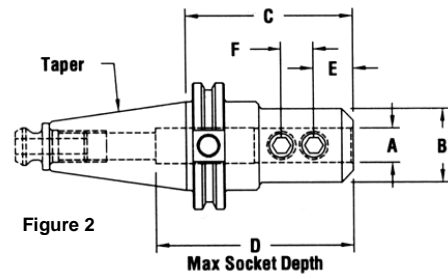
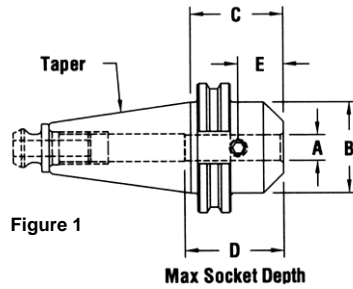
1/4" CAT-50 Endmill Holders-1/4" (.2500) Diameter													
C Proj.	B OD	D Max Socket Depth	Fig #	E	End Mill Type	Tight. Torque (ft.lbs.)	Brand	Part Number	Price Each	Set Screw Size	Set Screw Part Number	MAX RPM Balanced Up to	Code
1.38	1	-	-	-	S	7	Kingston	C50-25EM138-K	\$78.04	1/4"-20	SSE-25-20-250	12,000G6.3	F
	0.78	4	1	0.75	S	7	Spin Tru	C50-25EM138-KB	\$139.00	1/4"-20	SSE-25-20-250	15,000G2.5	D
	0.79	-	-	-	S	7	Sowa	C50-25EM138-GB	\$112.32	1/4"-28	SSE-25-28-250	15,000	C
2.50	1	-	-	-	S	7	Kingston	C50-25EM250-K	\$78.04	1/4"-20	SSE-25-20-250	12,000G6.3	F
	0.78	4	1	0.75	S	7	Spin Tru	C50-25EM250-KB	\$139.00	1/4"-20	SSE-25-20-250	15,000G2.5	D
	0.79	1.10	-	-	S	7	Lyndex	C50-25EM250-L	\$146.02	1/4"-28(1)	SSE-25-28-250	-	B
	0.79	-	-	-	S	7	Sowa	C50-25EM250-GB	\$112.32	1/4"-28	SSE-25-28-250	15,000	C
	0.78	3.4	-	-	-	-	Command	C50-25EM250-M	\$101.71	-	-	-	C
4.00	-	-	-	-	S	7	Spin Tru	C50-25EM400-KB	\$139.00	1/4"-20	SSE-25-20-250	15,000G2.5	D
4.50	1	-	-	-	S	7	Kingston	C50-25EM450-K	\$81.80	1/4"-20	SSE-25-20-250	12,000G6.3	F
6.00	-	-	-	-	S	7	Spin Tru	C50-25EM600-KB	\$151.00	1/4"-20	SSE-25-20-250	15,000G2.5	D
6.50	1	-	-	-	S	7	Kingston	C50-25EM650-K	\$92.83	1/4"-20	SSE-25-20-250	12,000G6.3	F
8.00	-	-	-	-	S	7	Spin Tru	C50-25EM800-KB	\$177.00	1/4"-20	SSE-25-20-250	15,000G2.5	D
	0.79	1.10	-	-	S	7	Lyndex	C50-25EM800-L	\$213.64	1/4"-28(1)	SSE-25-28-250	-	B

5/16" CAT-50 Endmill Holders-5/16" (.3125) Diameter													
C Proj.	B OD	D Max Socket Depth	Fig #	E	End Mill Type	Tight. Torque (ft.lbs.)	Brand	Part Number	Price Each	Set Screw Size	Set Screw Part Number	MAX RPM Balanced Up to	Code
2.50	1	-	-	-	S	9	Kingston	C50-31EM250-K	\$74.65	5/16"-18	SSE-31-18-313	12,000G6.3	F
	1	4	1	0.56	S	9	Spin Tru	C50-31EM250-KB	\$134.00	5/16"-18	SSE-31-18-313	15,000G2.5	D
	0.87	1.26	-	-	S	9	Lyndex	C50-31EM250-L	\$146.02	5/16"-24(1)	SSE-31-24-250	-	B
	0.88	4.9	-	-	-	-	Command	C50-31EM250-M	\$100.17	-	-	-	C
4.00	-	-	-	-	S	9	Spin Tru	C50-31EM400-KB	\$134.00	5/16"-18	SSE-31-18-313	15,000G2.5	D
	0.98	-	-	-	S	10	Techniks	C50-31EM400-T	\$130.00	5/16"-24	SSE-31-24-313	-	B
4.50	0.87	-	-	-	S	9	Sowa	C50-31EM400-GB	\$108.29	5/16"-24	SSE-31-24-250	15,000	C
	1	-	-	-	S	9	Kingston	C50-31EM450-K	\$81.80	5/16"-18	SSE-31-18-313	12,000G6.3	F
6.00	-	-	-	-	S	9	Spin Tru	C50-31EM600-KB	\$146.00	5/16"-18	SSE-31-18-313	15,000G2.5	D
	0.87	1.26	-	-	S	9	Lyndex	C50-31EM600-L	\$195.02	5/16"-24(1)	SSE-31-24-250	-	B
6.50	1	-	-	-	S	9	Kingston	C50-31EM650-K	\$92.83	5/16"-18	SSE-31-18-313	12,000G6.3	F

Call Us Today For All Of Your Machine Tool Needs!

CAT-50 V-FLANGE TOOLHOLDERS

END MILL HOLDERS



3/8" CAT-50 Endmill Holders-3/8" (.3750) Diameter

C Proj.	B OD	D Max Socket Depth	Fig #	E	End Mill Type	Tight. Torque (ft.lbs.)	Brand	Part Number	Price Each	Set Screw Size	Set Screw Part Number	MAX RPM Balanced Up to	Code
1.38	1.25	-	-	-	S	12	Kingston	C50-37EM138-K	\$81.80	3/8"-16	SSE-38-16-313	12,000G6.3	F
	1	5.08	1	0.75	S	12	Spin Tru	C50-37EM138-KB	\$127.00	3/8"-16	SSE-38-16-313	15,000G2.5	D
	1	-	-	-	S	12	Sowa	C50-37EM138-GB	\$102.51	3/8"-24	SSE-38-24-313	15,000	C
2.50	1.25	-	-	-	S	12	Kingston	C50-37EM250-K	\$74.65	3/8"-16	SSE-38-16-313	12,000G6.3	F
	1	5.08	1	0.75	S	12	Spin Tru	C50-37EM250-KB	\$127.00	3/8"-16	SSE-38-16-313	15,000G2.5	D
	1	3	2	0.75	S/D	12	Parlec	C50-37EM250-P	\$96.75	3/8"-24(1)	SSE-38-24-313	-	B
	1.25	-	-	-	-	15	Techniks	C50-37EM250-T	#N/A	3/8"-24	SSE-38-24-375	-	B
	1	1.26	-	-	S	12	Lyndex	C50-37EM250-L	\$146.02	3/8"-24(1)	SSE-37-24-313	-	B
4.00	-	-	-	-	S	12	Spin Tru	C50-37EM400-KB	\$139.00	3/8"-16	SSE-38-16-313	15,000G2.5	D
	1	-	-	-	S	12	Sowa	C50-37EM400-GB	\$112.32	3/8"-24	SSE-38-24-313	15,000	C
4.50	1.25	-	-	-	S	12	Kingston	C50-37EM450-K	\$81.80	3/8"-16	SSE-38-16-313	12,000G6.3	F
	1	5.4	-	-	-	-	Command	C50-37EM450-M	\$106.12	-	-	-	C
6.00	-	-	-	-	S	12	Spin Tru	C50-37EM600-KB	\$151.00	3/8"-16	SSE-38-16-313	15,000G2.5	D
	1	-	-	-	S	12	Sowa	C50-37EM600-GB	\$122.14	3/8"-24	SSE-38-24-313	15,000	C
6.50	1.25	-	-	-	S	12	Kingston	C50-37EM650-K	\$88.95	3/8"-16	SSE-38-16-313	12,000G6.3	F
	1	3	3	0.75	S/D	12	Parlec	C50-37EM650-P	\$125.25	3/8"-24(1)	SSE-38-24-313	-	B
	1	5.4	-	-	-	-	Command	C50-37EM650-M	\$115.01	-	-	-	C
8.00	-	-	-	-	S	12	Spin Tru	C50-37EM800-KB	\$177.00	3/8"-16	SSE-38-16-313	15,000G2.5	D
	1	1.26	-	-	S	12	Lyndex	C50-37EM800-L	\$195.02	3/8"-24(1)	SSE-37-24-313	-	B
8.50	1.25	-	-	-	S	12	Kingston	C50-37EM850-K	\$110.36	3/8"-16	SSE-38-16-313	12,000G6.3	F
	1.25	-	-	-	S	12	Spin Tru	C50-37EM850-KB	\$177.00	3/8"-16	SSE-38-16-313	15,000G2.5	D

7/16" CAT-50 Endmill Holders-7/16" (.4375) Diameter

C Proj.	B OD	D Max Socket Depth	Fig #	E	End Mill Type	Tight. Torque (ft.lbs.)	Brand	Part Number	Price Each	Set Screw Size	Set Screw Part Number	MAX RPM Balanced Up to	Code
2.50	1.25	5	1	0.75	S	14	Spin Tru	C50-43EM250-KB	\$122.00	7/16"-14	SSE-44-14-375	15,000G2.5	D
	1.38	1.50	-	-	S	17	Lyndex	C50-43EM250-L	\$154.84	7/16"-20(1)	SSE-44-20-375	-	B
2.62	-	-	-	-	S	14	Kingston	C50-43EM262-K	\$74.65	7/16"-14	SSE-44-14-375	12,000G6.3	F
2.63	1.13	5	-	-	-	-	Command	C50-43EM263-M	\$96.46	-	-	-	C
4.00	-	-	-	-	S	14	Spin Tru	C50-43EM400-KB	\$134.00	7/16"-14	SSE-44-14-375	15,000G2.5	D
	1.38	-	-	-	S	12	Sowa	C50-43EM400-GB	\$108.29	7/16"-20	SSE-38-24-313	15,000	C
6.00	-	-	-	-	S	14	Spin Tru	C50-43EM600-KB	\$146.00	7/16"-14	SSE-44-14-375	15,000G2.5	D
8.00	-	-	-	-	S	14	Spin Tru	C50-43EM800-KB	\$172.00	7/16"-14	SSE-44-14-375	15,000G2.5	D

VARIABLE HELIX ENDMILLS

HIGH VELOCITY, AITiN COATED CARBIDE
4 Flutes, VHM Series, Corner Radius

- Variable pitch- Ideal for high production and high speed milling
- Excellent surface finishes
- Offset flute design eliminates chatter and reduces machine vibration
- All tools 3/8" and over have Weldon flats



"The V-Hemoth"

MICRO 100

NEW ITEM!

Dia	Shank Dia	OAL	Flute Length	Corner Radius	Part Number	Price
1/8	1/8	1-1/2	1/2	.010	MI-VHM1254X	\$14.80
3/16	3/16	2	5/8	.010	MI-VHM1874X	\$22.85
1/4	1/4	2-1/2	3/4	.020	MI-VHM2504X	\$27.70
5/16	5/16	2-1/2	13/16	.020	MI-VHM3124X	\$33.70
3/8	3/8	2-1/2	3/4	.020	MI-VHM3754X	\$37.40
7/16	7/16	2-1/2	1	.020	MI-VHM4374X	\$56.45
1/2	1/2	3	1	.030	MI-VHM5004X	\$61.75
5/8	5/8	3-1/2	1-1/4	.030	MI-VHM6254X	\$112.65
3/4	3/4	4	1-1/2	.030	MI-VHM7504X	\$167.70
1	1	4	1-1/2	.030	MI-VHM0014X	\$252.95

Call Us Or Visit Our Website For Our Complete Selection!

2010-11 Master Catalog

197

LATHES CHUCKS
LIVE CENTERS
VISE ACCESSORIES
VISE JAWS
STRAIGHT SHANK COLLET HOLDERS
LATHE BUSHINGS
DRILL CHUCKS
CARBIDE INSERTS
THREADING/GROOVING
CUTTING TOOLS
MACHINERY
PRECISION TOOLS
DEBURRING
COOLANT/FLUIDS
TOOL STORAGE

CAT-50 V-FLANGE TOOLHOLDERS

END MILL HOLDERS

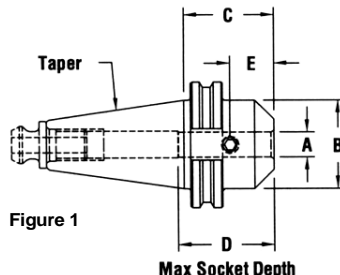


Figure 1

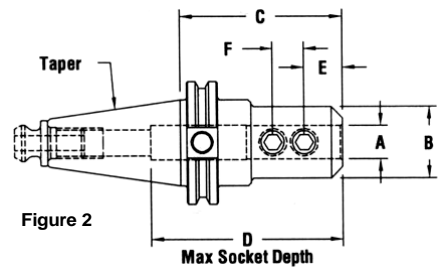


Figure 2



1/2" CAT-50 Endmill Holders-1/2" (.5000) Diameter													
C Proj.	B OD	D Max Socket Depth	Fig #	E	End Mill Type	Tight. Torque (ft.lbs.)	Brand	Part Number	Price Each	Set Screw Size	Set Screw Part Number	MAX RPM Balanced Up to	Code
1.38	1.25	-	-	-	S	14	Kingston	C50-50EM138-K	\$74.36	7/16"-14	SSE-44-14-375	12,000G6.3	F
	1.25	-	-	-	S	14	Spin Tru	C50-50EM138-KB	\$126.00	7/16"-14	SSE-44-14-375	15,000G2.5	D
1.75	-	-	-	-	S	14	Spin Tru	C50-50EM175-KB	\$127.00	7/16"-14	SSE-44-14-375	15,000G2.5	D
	1.38	1.50	-	-	S	17	Lyndex	C50-50EM175-L	\$165.62	7/16"-20(1)	SSE-44-20-375	-	B
2.62	1.38	-	-	-	S	17	Sowa	C50-50EM175-GB	\$102.51	7/16"-20	SSE-44-20-375	15,000	C
	1.25	3	2	0.88	S	17	Parlec	C50-50EM262-P	\$96.75	7/16"-20(1)	SSE-44-20-375	-	B
2.63	-	-	-	-	S	14	Kingston	C50-50EM263-K	\$74.65	7/16"-14	SSE-44-14-375	12,000G6.3	F
	1.25	-	-	-	S	14	Spin Tru	C50-50EM263-KB	\$127.00	7/16"-14	SSE-44-14-375	15,000G2.5	D
4.00	1.25	3.5	-	-	-	-	Command	C50-50EM263-M	\$92.05	-	-	-	C
	-	-	-	-	S	14	Spin Tru	C50-50EM400-KB	\$139.00	7/16"-14	SSE-44-14-375	15,000G2.5	D
4.62	1.75	-	-	-	-	20	Techniks	C50-50EM400-T	\$130.00	7/16"-20	SSE-44-20-437	-	B
	1.38	-	-	-	S	17	Sowa	C50-50EM400-GB	\$112.32	7/16"-20	SSE-44-20-375	15,000	C
6.00	1.25	-	-	-	S	14	Kingston	C50-50EM462-K	\$81.80	7/16"-14	SSE-44-14-375	12,000G6.3	F
	-	-	-	-	S	14	Spin Tru	C50-50EM600-KB	\$151.00	7/16"-14	SSE-44-14-375	15,000G2.5	D
6.50	1.38	-	-	-	S	17	Sowa	C50-50EM600-GB	\$122.14	7/16"-20	SSE-44-20-375	15,000	C
	-	-	-	-	S	14	Kingston	C50-50EM650-K	\$88.95	7/16"-14	SSE-44-14-375	12,000G6.3	F
8.00	1.25	5.5	-	-	-	-	Command	C50-50EM663-M	\$115.01	-	-	-	C
	-	-	-	-	S	14	Spin Tru	C50-50EM800-KB	\$177.00	7/16"-14	SSE-44-14-375	15,000G2.5	D
8.50	1.38	1.48	-	-	S	17	Lyndex	C50-50EM800-L	\$213.64	7/16"-20(1)	SSE-44-20-375	-	B
	1.25	-	-	-	S	14	Kingston	C50-50EM850-K	\$121.40	7/16"-14	SSE-44-14-375	12,000G6.3	F

9/16" CAT-50 Endmill Holders-9/16" (.5625) Diameter													
C Proj.	B OD	D Max Socket Depth	Fig #	E	End Mill Type	Tight. Torque (ft.lbs.)	Brand	Part Number	Price Each	Set Screw Size	Set Screw Part Number	MAX RPM Balanced Up to	Code
2.50	-	-	-	-	S	14	Kingston	C50-56EM250-K	\$74.65	7/16"-14	SSE-44-14-375	12,000G6.3	F
2.63	1.38	5	-	-	-	-	Command	C50-56EM263-M	\$96.46	-	-	-	C

5/8" CAT-50 Endmill Holders-5/8" (.6250) Diameter													
C Proj.	B OD	D Max Socket Depth	Fig #	E	End Mill Type	Tight. Torque (ft.lbs.)	Brand	Part Number	Price Each	Set Screw Size	Set Screw Part Number	MAX RPM Balanced Up to	Code
1.38	1.5	-	-	-	S	31	Kingston	C50-62EM138-K	\$74.36	9/16"-12	SSE-46-12-500	12,000G6.3	F
	1.5	-	-	-	S	31	Spin Tru	C50-62EM138-KB	\$126.00	9/16"-12	SSE-46-12-500	15,000G2.5	D
1.75	-	-	-	-	S	31	Spin Tru	C50-62EM175-KB	\$127.00	9/16"-12	SSE-46-12-500	15,000G2.5	D
	1.65	1.61	-	-	S	31	Lyndex	C50-62EM175-L	\$165.62	9/16"-18(1)	SSE-56-18-500	-	B
3.00	1.65	-	-	-	S	31	Sowa	C50-62EM175-GB	\$102.51	9/16"-18	SSE-56-18-500	15,000	C
	-	-	-	-	S	31	Spin Tru	C50-62EM300-KB	\$127.00	9/16"-12	SSE-46-12-500	15,000G2.5	D
3.75	1.65	-	-	-	S	31	Sowa	C50-62EM300-GB	\$102.51	9/16"-18	SSE-56-18-500	15,000	C
	1.5	-	-	-	S	31	Kingston	C50-62EM375-K	\$81.80	9/16"-12	SSE-46-12-500	12,000G6.3	F
4.00	1.5	3.5	2	0.94	S/D	31	Parlec	C50-62EM375-P	\$98.25	9/16"-18(1)	SSE-56-18-430	-	B
	1.5	4.6	-	-	-	-	Command	C50-62EM375-M	\$92.05	-	-	-	C
5.75	-	-	-	-	S	31	Spin Tru	C50-62EM400-KB	\$139.00	9/16"-12	SSE-46-12-500	15,000G2.5	D
	1.65	1.61	-	-	S	31	Lyndex	C50-62EM400-L	\$167.58	9/16"-18(1)	SSE-56-18-500	-	B
6.00	1.5	-	-	-	S	31	Kingston	C50-62EM575-K	\$88.95	9/16"-12	SSE-46-12-500	12,000G6.3	F
	1.5	3.5	2	0.94	S/D	31	Parlec	C50-62EM575-P	\$108.75	9/16"-18(1)	SSE-56-18-430	-	B
7.75	1.5	6.6	-	-	-	-	Command	C50-62EM575-M	\$106.12	-	-	-	C
	-	-	-	-	S	31	Spin Tru	C50-62EM600-KB	\$151.00	9/16"-12	SSE-46-12-500	15,000G2.5	D
8.00	1.5	-	-	-	S	31	Kingston	C50-62EM775-K	\$102.70	9/16"-12	SSE-46-12-500	12,000G6.3	F
	1.5	3.5	3	0.94	S/D	31	Parlec	C50-62EM775-P	\$129.75	9/16"-18(1)	SSE-56-18-430	-	B
8.00	-	-	-	-	S	31	Spin Tru	C50-62EM800-KB	\$177.00	9/16"-12	SSE-46-12-500	15,000G2.5	D
	1.65	1.57	-	-	S	31	Lyndex	C50-62EM800-L	\$213.64	9/16"-18(1)	SSE-56-18-500	-	B

Call Us Today For All Of Your Machine Tool Needs!

CAT-50 V-FLANGE TOOLHOLDERS

END MILL HOLDERS

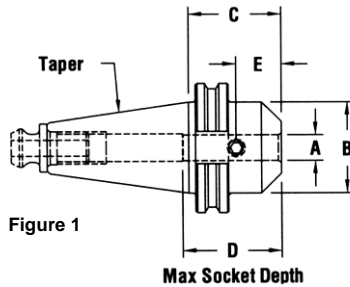


Figure 1

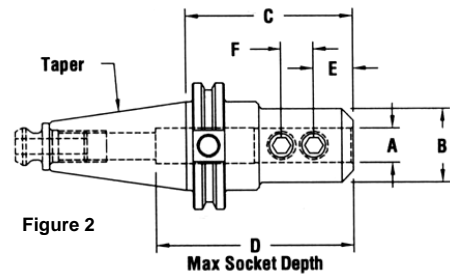


Figure 2



3/4" CAT-50 Endmill Holders-3/4" (.7500) Diameter

C Proj.	B OD	D Max Socket Depth	Fig #	E	End Mill Type	Tight. Torque (ft.lbs.)	Brand	Part Number	Price Each	Set Screw Size	Set Screw Part Number	MAX RPM Balanced Up to	Code
1.38	1.75	-	-	-	S	43	Kingston	C50-75EM138-K	\$74.36	5/8"-11	SSE-62-11-500	12,000G6.3	F
	1.75	-	-	-	S	43	Spin Tru	C50-75EM138-KB	\$126.00	5/8"-11	SSE-62-11-500	15,000G2.5	D
1.63	2.75	4	-	-	-	-	Command	C50-75EM163-M	\$94.99	-	-	-	C
1.75	-	-	-	-	S	43	Spin Tru	C50-75EM175-KB	\$127.00	5/8"-11	SSE-62-11-500	15,000G2.5	D
	1.89	-	-	-	S	43	Sowa	C50-75EM175-GB	\$102.51	5/8"-18	SSE-62-18-500	15,000	C
3.00	-	-	-	-	S	43	Spin Tru	C50-75EM300-KB	\$127.00	5/8"-11	SSE-62-11-500	15,000G2.5	D
	1.75	-	-	-	-	45	Techniks	C50-75EM300-T	CALL	5/8"-18	SSE-62-18-500	-	B
	1.89	1.77	-	-	S	43	Lyndex	C50-75EM300-L	\$146.02	5/8"-18(1)	SSE-62-18-500	-	B
	1.89	-	-	-	S	43	Sowa	C50-75EM300-GB	\$102.51	5/8"-18	SSE-62-18-500	15,000	C
3.75	1.75	-	-	-	S	43	Kingston	C50-75EM375-K	\$81.80	5/8"-11	SSE-62-11-500	12,000G6.3	F
	1.75	4	2	1	S	43	Parlec	C50-75EM375-P	\$98.25	5/8"-18(1)	SSE-62-18-500	-	B
	1.75	4.6	-	-	-	-	Command	C50-75EM375-M	\$92.05	-	-	-	C
4.00	-	-	-	-	S	43	Spin Tru	C50-75EM400-KB	\$139.00	5/8"-11	SSE-62-11-500	15,000G2.5	D
5.75	1.75	-	-	-	S	43	Kingston	C50-75EM575-K	\$88.95	5/8"-11	SSE-62-11-500	12,000G6.3	F
	1.75	4	2	1	S/D	43	Parlec	C50-75EM575-P	\$108.75	5/8"-18(1)	SSE-62-18-500	-	B
	1.75	6.6	-	-	-	-	Command	C50-75EM575-M	\$106.12	-	-	-	C
6.00	-	-	-	-	S	43	Spin Tru	C50-75EM600-KB	\$151.00	5/8"-11	SSE-62-11-500	15,000G2.5	D
7.00	1.89	1.77	-	-	S	43	Lyndex	C50-75EM600-L	\$195.02	5/8"-18(1)	SSE-62-18-500	-	B
	-	-	-	-	S	43	Kingston	C50-75EM700-K	\$103.76	5/8"-11	SSE-62-11-500	12,000G6.3	F
7.75	1.75	4	3	1	S/D	43	Parlec	C50-75EM775-P	\$129.75	5/8"-18(1)	SSE-62-18-500	-	B
	1.75	8.6	-	-	-	-	Command	C50-75EM775-M	\$115.01	-	-	-	C
8.00	-	-	-	-	S	43	Spin Tru	C50-75EM800-KB	\$177.00	5/8"-11	SSE-62-11-500	15,000G2.5	D
	1.89	-	-	-	S	43	Sowa	C50-75EM800-GB	\$142.75	5/8"-18	SSE-62-18-500	15,000	C
	1.75	-	-	-	S	43	Kingston	C50-75EM1000-K	\$129.99	5/8"-11	SSE-62-11-500	12,000G6.3	F
10.00	1.75	-	-	-	S	43	Spin Tru	C50-75EM1000-KB	\$213.00	5/8"-11	SSE-62-11-500	15,000G2.5	D

7/8" CAT-50 Endmill Holders-7/8" (.8750) Diameter

C Proj.	B OD	D Max Socket Depth	Fig #	E	End Mill Type	Tight. Torque (ft.lbs.)	Brand	Part Number	Price Each	Set Screw Size	Set Screw Part Number	MAX RPM Balanced Up to	Code
1.38	2	-	-	-	S	43	Kingston	C50-87EM138-K	\$74.36	5/8"-11	SSE-62-11-500	12,000G6.3	F
	2	-	-	-	S	43	Spin Tru	C50-87EM138-KB	\$126.00	5/8"-11	SSE-62-11-500	15,000G2.5	D
1.75	-	-	-	-	S	43	Spin Tru	C50-87EM175-KB	\$126.00	5/8"-11	SSE-62-11-500	15,000G2.5	D
3.75	2	-	-	-	S	43	Kingston	C50-87EM375-K	\$74.36	5/8"-11	SSE-62-11-500	12,000G6.3	F
	2	4.31	1	1	S	43	Spin Tru	C50-87EM375-KB	\$126.00	5/8"-11	SSE-62-11-500	15,000G2.5	D
	2	-	-	-	S	43	Sowa	C50-87EM375-GB	\$101.43	5/8"-18	SSE-62-18-500	15,000	C
	1.88	4.19	2	1	S/D	43	Parlec	C50-87EM375-P	\$104.25	5/8"-18(2)	SSE-62-18-500	-	B
	2	2.08	-	-	S	43	Lyndex	C50-87EM375-L	\$151.90	5/8"-18(2)	SSE-62-18-500	-	B
	1.88	4.2	-	-	-	-	Command	C50-87EM375-M	\$94.99	-	-	-	C
4.00	2.05	-	-	-	-	45	Techniks	C50-87EM400-T	\$130.00	5/8"-18	SSE-62-18-500	-	B
5.75	2	-	-	-	S	43	Kingston	C50-87EM575-K	\$88.95	5/8"-11	SSE-62-11-500	12,000G6.3	F
	1.88	4.19	2	1	S/D	43	Parlec	C50-87EM575-P	\$120.75	5/8"-18(2)	SSE-62-18-500	-	B
	1.88	6.6	-	-	-	-	Command	C50-87EM575-M	\$108.36	-	-	-	C
6.00	-	-	-	-	S	43	Spin Tru	C50-87EM600-KB	\$151.00	5/8"-11	SSE-62-11-500	15,000G2.5	D
7.75	2	-	-	-	S	43	Kingston	C50-87EM775-K	\$102.70	5/8"-11	SSE-62-11-500	12,000G6.3	F
	2	-	-	-	S	43	Spin Tru	C50-87EM775-KB	\$170.00	5/8"-11	SSE-62-11-500	15,000G2.5	D
	1.88	4.2	-	-	-	-	Command	C50-87EM775-M	\$115.01	-	-	-	C

We Are A **FULL LINE** Supplier For All Brands of Toolholders Listed! If You Do Not See Your Size, Please Call!

Call Us Or Visit Our Website For Our Complete Selection!

LATHES CHUCKS
LIVE CENTERS
VISE ACCESSORIES
VISE JAWS
STRAIGHT SHANK COLLET HOLDERS
LATHE BUSHINGS
DRILL CHUCKS
CARBIDE INSERTS
THREADING/GROOVING
CUTTING TOOLS
MACHINERY
PRECISION TOOLS
DEBURRING
COOLANT/FLUIDS
TOOL STORAGE

CAT-50 V-FLANGE TOOLHOLDERS

END MILL HOLDERS

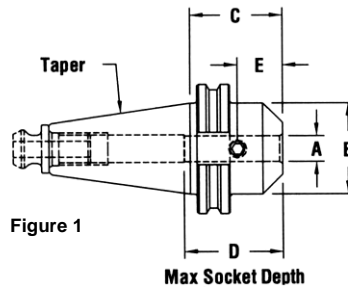


Figure 1

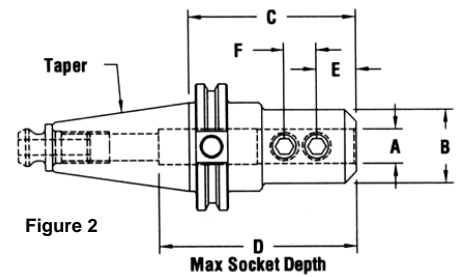


Figure 2



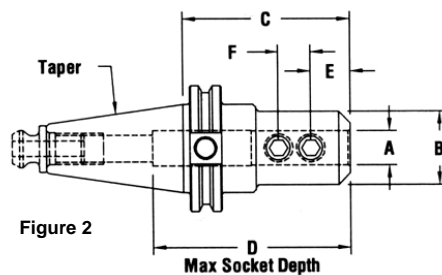
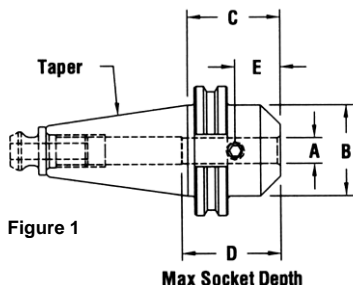
1" CAT-50 Endmill Holders-1" (1.000) Diameter													
C Proj.	B OD	D Max Socket Depth	Fig #	E	End Mill Type	Tight. Torque (ft.lbs.)	Brand	Part Number	Price Each	Set Screw Size	Set Screw Part Number	MAX RPM Balanced Up to	Code
1.38	2.38	-	-	-	S	69	Kingston	C50-10EM138-K	\$74.36	3/4"-10	SSE-75-10-563	12,000G6.3	F
	2.38	-	-	-	S	69	Spin Tru	C50-10EM138-KB	\$126.00	3/4"-10	SSE-75-10-563	15,000G2.5	D
1.63	2.75	4.00	-	-	-	-	Command	C50-10EM163-M	\$94.99	-	-	-	C
2.00	-	-	-	-	S	69	Spin Tru	C50-10EM200-KB	\$127.00	3/4"-10	SSE-75-10-563	15,000G2.5	D
	2.36	-	-	-	S	69	Sowa	C50-10EM200-GB	\$102.51	3/4"-16	SSE-75-16-688	15,000	C
2.62	2.38	-	-	-	S	69	Kingston	C50-10EM262-K	\$77.00	3/4"-10	SSE-75-10-563	12,000G6.3	F
4.00	2.38	-	-	-	S	69	Kingston	C50-10EM400-K	\$74.36	3/4"-10	SSE-75-10-563	12,000G6.3	F
	2.00	4.56	1	1.13	S	69	Spin Tru	C50-10EM400-KB	\$130.00	3/4"-10	SSE-75-10-563	15,000G2.5	D
	2.00	4.44	2	1.12	S/D	69	Parlec	C50-10EM400-P	\$100.50	3/4"-16(2)	SSE-75-16-500	-	B
	2.48	-	-	-	-	70	Techniks	C50-10EM400-T	\$130.00	3/4"-16	SSE-75-16-500	-	B
	2.00	4.40	-	-	-	-	Command	C50-10EM400-M	\$94.99	-	-	-	C
6.00	2.38	-	-	-	S	69	Kingston	C50-10EM600-K	\$88.95	3/4"-10	SSE-75-10-563	12,000G6.3	F
	2.00	4.56	1	1.13	S	69	Spin Tru	C50-10EM600-KB	\$152.00	3/4"-10	SSE-75-10-563	15,000G2.5	D
	2.00	4.44	2	1.12	S/D	69	Parlec	C50-10EM600-P	\$111.75	3/4"-16(2)	SSE-75-16-500	-	B
8.00	2.38	-	-	-	S	69	Kingston	C50-10EM800-K	\$101.04	3/4"-10	SSE-75-10-563	12,000G6.3	F
	2.00	4.56	1	1.13	S	69	Spin Tru	C50-10EM800-KB	\$177.00	3/4"-10	SSE-75-10-563	15,000G2.5	D
	2.36	2.36	-	-	S	69	Lyndex	C50-10EM800-L	\$199.92	3/4"-16(2)	SSE-75-16-688	-	B
	2.00	4.40	-	-	-	-	Command	C50-10EM800-M	\$117.25	-	-	-	C
10.00	2.38	-	-	-	S	69	Kingston	C50-10EM1000-K	\$129.99	3/4"-10	SSE-75-10-563	12,000G6.3	F
	2.38	-	-	-	S	69	Spin Tru	C50-10EM1000-KB	\$213.00	3/4"-10	SSE-75-10-563	15,000G2.5	D

1-1/4" CAT-50 Endmill Holders-1-1/4" (1.250) Diameter													
C Proj.	B OD	D Max Socket Depth	Fig #	E	End Mill Type	Tight. Torque (ft.lbs.)	Brand	Part Number	Price Each	Set Screw Size	Set Screw Part Number	MAX RPM Balanced Up to	Code
1.38	2.50	-	-	-	S	69	Kingston	C50-12EM138-K	\$74.36	3/4"-10	SSE-75-10-500	12,000G6.3	F
	2.50	-	-	-	S	69	Spin Tru	C50-12EM138-KB	\$126.00	3/4"-10	SSE-75-10-500	15,000G2.5	D
2.00	-	-	-	-	S	69	Kingston	C50-12EM200-K	\$82.79	3/4"-10	SSE-75-10-500	12,000G6.3	F
	-	-	-	-	S	69	Spin Tru	C50-12EM200-KB	\$145.00	3/4"-10	SSE-75-10-500	15,000G2.5	D
	2.75	2.55	-	-	S	69	Lyndex	C50-12EM200-L	\$170.52	3/4"-16(1)	SSE-75-16-688	-	B
	2.75	4.00	-	-	-	-	Command	C50-12EM200-M	\$104.65	-	-	-	C
2.62	2.75	-	-	-	-	70	Techniks	C50-12EM262-T	\$130.00	3/4"-16	SSE-75-16-625	-	B
4.00	2.50	-	-	-	S	69	Kingston	C50-12EM400-K	\$87.75	3/4"-10	SSE-75-10-500	12,000G6.3	F
	2.50	2.52	2	1.13	S	69	Spin Tru	C50-12EM400-KB	\$152.00	3/4"-10	SSE-75-10-500	15,000G2.5	D
	2.50	3.35	2	1.12	S/D	69	Parlec	C50-12EM400-P	\$109.50	3/4"-16(2)	SSE-75-16-625	-	B
	2.48	-	-	-	S	69	Sowa	C50-12EM400-GB	\$122.53	3/4"-16	SSE-75-16-688	15,000	C
	2.50	4.00	-	-	-	-	Command	C50-12EM400-M	\$103.18	-	-	-	C
6.00	4.15	-	-	-	S	69	Kingston	C50-12EM415-K	\$81.80	3/4"-10	SSE-75-10-500	12,000G6.3	F
	2.50	-	-	-	S	69	Kingston	C50-12EM600-K	\$98.65	3/4"-10	SSE-75-10-500	12,000G6.3	F
	2.50	2.52	2	1.13	S	69	Spin Tru	C50-12EM600-KB	\$168.00	3/4"-10	SSE-75-10-500	15,000G2.5	D
	2.50	3.35	2	1.12	S/D	69	Parlec	C50-12EM600-P	\$118.50	3/4"-16(2)	SSE-75-16-625	-	B
	2.48	2.55	-	-	S	69	Lyndex	C50-12EM600-L	\$223.44	3/4"-16(2)	SSE-75-16-688	-	B
	2.48	-	-	-	S	69	Sowa	C50-12EM600-GB	\$135.78	3/4"-16	SSE-75-16-688	15,000	C
8.00	2.50	4.00	-	-	-	-	Command	C50-12EM600-M	\$115.78	-	-	-	C
	2.50	-	-	-	S	69	Kingston	C50-12EM800-K	\$115.00	3/4"-10	SSE-75-10-500	12,000G6.3	F
	2.50	2.52	2	1.13	S	69	Spin Tru	C50-12EM800-KB	\$194.00	3/4"-10	SSE-75-10-500	15,000G2.5	D
10.00	2.50	-	-	-	S	69	Kingston	C50-12EM1000-K	\$129.99	3/4"-10	SSE-75-10-500	12,000G6.3	F
	2.50	-	-	-	S	69	Spin Tru	C50-12EM1000-KB	\$213.00	3/4"-10	SSE-75-10-500	15,000G2.5	D

Call Us Today For All Of Your Machine Tool Needs!

CAT-50 V-FLANGE TOOLHOLDERS

END MILL HOLDERS



1-1/2" CAT-50 Endmill Holders-1-1/2" (1.500) Diameter

C Proj.	B OD	D Max Socket Depth	Fig #	E	End Mill Type	Tight. Torque (ft.lbs.)	Brand	Part Number	Price Each	Set Screw Size	Set Screw Part Number	MAX RPM Balanced Up to	Code
2.25	-	-	-	-	S	69	Kingston	C50-15EM225-K	\$82.79	3/4"-10	SSE-75-10-688	12,000G6.3	F
	-	-	-	-	S	69	Spin Tru	C50-15EM225-KB	\$145.00	3/4"-10	SSE-75-10-688	15,000G2.5	D
	2.75	2.83	-	-	S	69	Lyndex	C50-15EM225-L	\$170.52	3/4"-16(1)	SSE-75-16-688	-	B
	2.75	4	-	-	S	69	Command	C50-15EM225-M	\$118.02	-	-	-	C
4.00	2.75	-	-	-	S	69	Kingston	C50-15EM400-K	\$106.97	3/4"-10	SSE-75-10-688	12,000G6.3	F
	2.75	4.5	2	1.12	S/D	69	Parlec	C50-15EM400-P	\$118.50	3/4"-16(2)	SSE-75-16-625	-	B
	2.5	4	-	-	S	69	Command	C50-15EM400-M	\$112.84	-	-	-	C
4.50	-	-	-	-	S	69	Kingston	C50-15EM450-K	\$85.52	3/4"-10	SSE-75-10-688	12,000G6.3	F
	-	-	-	-	S	69	Spin Tru	C50-15EM450-KB	\$152.00	3/4"-10	SSE-75-10-688	15,000G2.5	D
	2.99	2.83	-	-	S	69	Lyndex	C50-15EM450-L	\$190.12	3/4"-16(2)	SSE-75-16-688	-	B
6.00	2.75	-	-	-	S	69	Kingston	C50-15EM600-K	\$88.95	3/4"-10	SSE-75-10-688	12,000G6.3	F
	2.75	4.5	2	1.12	S/D	69	Parlec	C50-15EM600-P	\$138.75	3/4"-16(2)	SSE-75-16-625	-	B
7.00	-	-	-	-	S	69	Kingston	C50-15EM700-K	\$103.76	3/4"-10	SSE-75-10-688	12,000G6.3	F
	-	-	-	-	S	69	Spin Tru	C50-15EM700-KB	\$176.00	3/4"-10	SSE-75-10-688	15,000G2.5	D
	2.99	-	-	-	S	69	Sowa	C50-15EM700-GB	\$142.46	3/4"-16	SSE-75-16-688	15,000	C
8.00	2.75	4.5	2	1.12	S/D	69	Parlec	C50-15EM800-P	\$153.00	3/4"-16(2)	SSE-75-16-625	-	B
	2.5	4	-	-	S	69	Command	C50-15EM800-M	\$135.80	-	-	-	C
9.00	-	-	-	-	S	69	Kingston	C50-15EM900-K	\$117.91	3/4"-10	SSE-75-10-688	12,000G6.3	F
	-	-	-	-	S	69	Spin Tru	C50-15EM900-KB	\$200.00	3/4"-10	SSE-75-10-688	15,000G2.5	D

2" CAT-50 Endmill Holders-2" (2.000) Diameter

C Proj.	B OD	D Max Socket Depth	Fig #	E	End Mill Type	Tight. Torque (ft.lbs.)	Brand	Part Number	Price Each	Set Screw Size	Set Screw Part Number	MAX RPM Balanced Up to	Code
3.63	-	-	-	-	S	125	Spin Tru	C50-20EM363-KB	\$150.00	-	-	15,000G2.5	D
	3.74	3.34	-	-	S	125	Lyndex	C50-20EM363-L	\$209.72	1"-14(2)	SSE-100-14-875	-	B
	3.74	-	-	-	S	125	Sowa	C50-20EM363-GB	\$136.77	1"-14	SSE-100-14-875	15,000	C
5.37	-	-	-	-	S	125	Spin Tru	C50-20EM537-KB	\$186.00	-	-	15,000G2.5	D
5.62	3.75	-	-	-	S	125	Kingston	C50-20EM562-K	\$88.95	-	-	12,000G6.3	F
	3.75	3.5	2	1.41	S	125	Parlec	C50-20EM562-P	\$160.50	1"-14(2)	SSE-100-14-875	-	B
5.63	3.75	5	-	-	S	125	Command	C50-20EM563-M	\$164.78	-	-	-	C
6.00	3.75	-	-	-	---	125	Techniks	C50-20EM600-T	\$169.00	3/4"-16	SSE-75-16-875	-	B
7.63	3.75	5	-	-	S	125	Command	C50-20EM763-M	\$178.08	-	-	-	C
8.00	-	-	-	-	S	125	Spin Tru	C50-20EM800-KB	\$204.00	-	-	15,000G2.5	D
9.62	3.75	-	-	-	S	125	Kingston	C50-20EM962-K	\$117.91	-	-	12,000G6.3	F
10.00	-	-	-	-	S	125	Spin Tru	C50-20EM1000-KB	\$222.00	-	-	15,000G2.5	D
	3.74	-	-	-	S	125	Sowa	C50-20EM1000-GB	\$179.04	1"-14	SSE-100-14-875	15,000	C

2-1/2" CAT-50 Endmill Holders-2-1/2" (2.500) Diameter

C Proj.	B OD	D Max Socket Depth	Fig #	E	End Mill Type	Tight. Torque (ft.lbs.)	Brand	Part Number	Price Each	Set Screw Size	Set Screw Part Number	MAX RPM Balanced Up to	Code
6.00	-	-	-	-	S	125	Spin Tru	C50-250EM600-KB	\$240.00	-	-	15,000G2.5	D
	4.25	-	-	-	S	125	Sowa	C50-250EM600-GB	\$193.80	1"-14	SSE-100-14-875	15,000	C
8.00	4	-	-	-	S	125	Kingston	C50-250EM800-K	\$107.19	-	-	12,000G6.3	F
	4	-	-	-	S	125	Spin Tru	C50-250EM800-KB	\$270.00	-	-	15,000G2.5	D

Call Us Or Visit Our Website For Our Complete Selection!

LATHES CHUCKS
LIVE CENTERS

VICE JAWS
VICE ACCESSORIES

STRAIGHT SHANK
COLLET HOLDERS

LATHES BUSHINGS
DRILL CHUCKS

CARBIDE INSERTS
THREADING/GROOVING

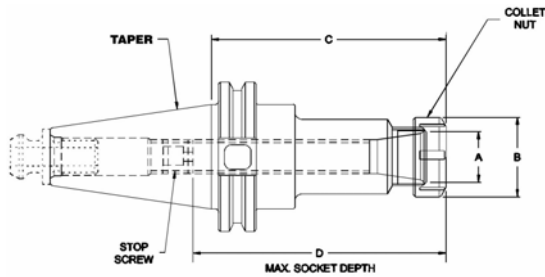
CUTTING TOOLS
MACHINERY

PRECISION TOOLS
DEBURRING

COOLANT/FLUIDS
TOOL STORAGE

CAT-50 V-FLANGE ER COLLET CHUCKS

ER COLLET CHUCKS

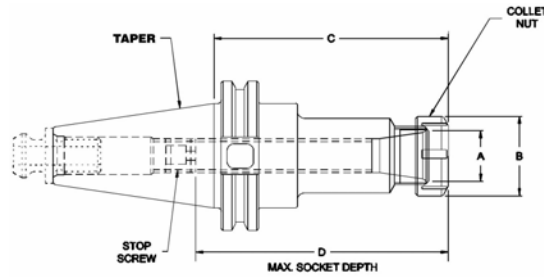


C Proj.	L1	B Nut Dia.	D Socket Depth	Nut Tight. Torque (ft.lbs.)	Brand	Part Number	Price Each	MAX RPM Balanced Up to	Collet Nut	Wrench	Code
ER 16 ER-16 Collet Series-.020 - 0.393 (0.5mm - 10mm)											
4.00	-	1.26	-	50	Techniks	C50-16ER400-T	\$175.00	18,000G2.5	CN-ER16-T	WR-ER16-T	B
4.12	-	1.10	-	52	Kingston	C50-16ER412-K	\$127.39	12,000G6.3	CN-ER16-K	WR-ER16-K	F
	1.26	1.26	2.76	52	Spin Tru	C50-16ER412-KB	\$212.00	15,000G2.5	CN-ER16-K	WR-ER16-K	D
4.88	-	1.25	3.00	-	Sowa	C50-16ER412-GB	\$171.32	15000	CN-ER16-G	WR-ER16-G	C
	-	1.25	3.00	-	Command	C50-16ER488-M	\$168.49	-	-	-	C
4.93	-	1.10	-	52	Kingston	C50-16ER493-K	\$151.94	12,000G6.3	CN-ER16-K	WR-ER16-K	F
5.12	-	1.11	-	52	Parlec	C50-16ER512-P	\$169.50	-	CN-ER16PN-P	WR-ER16-P	B
6.00	-	1.10	-	52	Kingston	C50-16ER600-K	\$136.70	12,000G6.3	CN-ER16-K	WR-ER16-K	F
	0.87	1.26	-	52	Spin Tru	C50-16ER600-KB	\$230.00	15,000G2.5	CN-ER16-K	WR-ER16-K	D
6.12	-	1.11	2.62	52	Lyndex	C50-16ER600-L	\$244.02	-	CN-ER16-L	WR-ER16-L	B
	-	1.11	2.62	52	Parlec	C50-16ER612-P	\$172.50	-	CN-ER16PN-P	WR-ER16-P	B
8.00	-	1.10	2.76	52	Spin Tru	C50-16ER800-KB	\$264.00	15,000G2.5	CN-ER16-K	WR-ER16-K	D
	0.87	1.26	-	52	Lyndex	C50-16ER800-L	\$263.62	-	CN-ER16-L	WR-ER16-L	B
ER 20 ER-20 Collet Series-.020 - 0.500 (0.5mm - 12.7mm)											
2.50	-	1.34	-	74	Kingston	C50-20ER250-K	\$128.05	12,000G6.3	CN-ER20-K	WR-ER20-K	F
	-	1.34	3.15	74	Spin Tru	C50-20ER250-KB	\$213.00	15,000G2.5	CN-ER20-K	WR-ER20-K	D
	1.06	1.38	-	74	Lyndex	C50-20ER250-L	\$219.52	-	CN-ER20-L	WR-ER20-L	B
	1.38	1.38	-	74	Sowa	C50-20ER250-GB	\$172.21	15000	CN-ER20-G	WR-ER20-G	C
4.00	-	1.34	-	74	Kingston	C50-20ER400-K	\$128.05	12,000G6.3	CN-ER20-K	WR-ER20-K	F
	-	1.34	-	74	Spin Tru	C50-20ER400-KB	\$213.00	15,000G2.5	CN-ER20-K	WR-ER20-K	D
	-	1.38	-	74	Techniks	C50-20ER400-T	\$180.00	18,000G2.5	CN-ER20-T	WR-ER20-T	B
	1.06	1.38	-	74	Lyndex	C50-20ER400-L	\$244.02	-	CN-ER20-L	WR-ER20-L	B
6.00	-	1.38	3.50	-	Command	C50-20ER400-M	\$174.37	-	-	-	C
	-	1.34	-	74	Kingston	C50-20ER600-K	\$110.00	12,000G6.3	CN-ER20-K	WR-ER20-K	F
	-	1.34	-	74	Spin Tru	C50-20ER600-KB	\$235.00	15,000G2.5	CN-ER20-K	WR-ER20-K	D
8.00	-	1.38	3.50	-	Command	C50-20ER600-M	\$187.74	-	-	-	C
	-	1.34	-	74	Kingston	C50-20ER800-K	\$159.29	12,000G6.3	CN-ER20-K	WR-ER20-K	F
	-	1.34	3.15	74	Spin Tru	C50-20ER800-KB	\$265.00	15,000G2.5	CN-ER20-K	WR-ER20-K	D
	1.06	1.38	-	74	Lyndex	C50-20ER800-L	\$293.02	-	CN-ER20-L	WR-ER20-L	B
ER 25 ER-25 Collet Series-.039 - 0.630 (1mm - 16mm)											
2.50	-	1.65	3.93	95	Spin Tru	C50-25ER250-KB	\$219.00	15,000G2.5	CN-ER25-K	WR-ER25-K	D
	1.65	1.65	-	95	Sowa	C50-25ER250-GB	\$176.52	15000	CN-ER25-G	WR-ER25-G	C
4.00	-	1.65	-	95	Kingston	C50-25ER400-K	\$131.26	12,000G6.3	CN-ER25-K	WR-ER25-K	F
	-	1.65	-	95	Spin Tru	C50-25ER400-KB	\$219.00	15,000G2.5	CN-ER25-K	WR-ER25-K	D
	-	1.65	-	95	USST	C50-25ER400-U	\$110.00	-	CN-ER25-K	WR-ER25-K	D
	1.18	1.65	-	95	Lyndex	C50-25ER400-L	\$244.02	-	CN-ER25-L	WR-ER25-L	B
	-	1.63	3.50	-	Command	C50-25ER400-M	\$176.61	-	-	-	C
6.00	-	1.65	-	95	Kingston	C50-25ER600-K	\$141.55	12,000G6.3	CN-ER25-K	WR-ER25-K	F
	-	1.65	-	95	Spin Tru	C50-25ER600-KB	\$236.00	15,000G2.5	CN-ER25-K	WR-ER25-K	D
	-	1.65	-	95	Techniks	C50-25ER600-T	\$189.00	18,000G2.5	CN-ER25-T	WR-ER25-T	B
	1.18	1.65	-	95	Lyndex	C50-25ER600-L	\$263.62	-	CN-ER25-L	WR-ER25-L	B
8.00	-	1.63	3.50	-	Command	C50-25ER600-M	\$204.05	-	-	-	C
	-	1.65	-	95	Kingston	C50-25ER800-K	\$162.28	12,000G6.3	CN-ER25-K	WR-ER25-K	F
-	1.65	-	95	Spin Tru	C50-25ER800-KB	\$270.00	15,000G2.5	CN-ER25-K	WR-ER25-K	D	

Call Us Today For All Of Your Machine Tool Needs!

CAT-50 V-FLANGE ER COLLET CHUCKS

ER COLLET CHUCKS



RETENTION KNOBS
are on
pages **147-154**




C Proj.	L1	B Nut Dia.	D Socket Depth	Nut Tight. Torque (ft.lbs.)	Brand	Part Number	Price Each	MAX RPM Balanced Up to	Collet Nut	Wrench	Code
ER 32 ER-32 Collet Series-.040 - 0.810 (1mm - 20.6mm)											
1.06	-	1.97	-	125	Spin Tru	C50-32ER106-KB	\$274.00	15,000G2.5	CN-ER32-K	WR-ER32-K	D
1.69	-	1.97	-	125	Spin Tru	C50-32ER169-KB	\$274.00	15,000G2.5	CN-ER32-K	WR-ER32-K	D
4.00	-	1.97	-	125	Kingston	C50-32ER400-K	\$133.01	12,000G6.3	CN-ER32-K	WR-ER32-K	F
	-	1.97	-	125	Spin Tru	C50-32ER400-KB	\$221.00	15,000G2.5	CN-ER32-K	WR-ER32-K	D
	-	1.97	-	125	Techniks	C50-32ER400-T	\$170.00	18,000G2.5	CN-ER32-T	WR-ER32-T	B
	1.34	1.97	-	125	Lyndex	C50-32ER400-L	\$219.52	-	CN-ER32-L	WR-ER32-L	B
	1.97	1.97	-	125	Sowa	C50-32ER400-GB	\$178.89	15000	CN-ER32-G	WR-ER32-G	C
6.00	-	1.93	4.00	-	Command	C50-32ER400-M	\$178.08	-	-	-	C
	-	1.97	-	125	Kingston	C50-32ER600-K	\$137.03	12,000G6.3	CN-ER32-K	WR-ER32-K	F
	-	1.97	-	125	Spin Tru	C50-32ER600-KB	\$228.00	15,000G2.5	CN-ER32-K	WR-ER32-K	D
6.12	-	1.93	4.00	-	Command	C50-32ER600-M	\$192.22	-	-	-	C
	-	1.97	3.00	125	Parlec	C50-32ER612-P	\$192.75	-	CN-ER32-P	WR-ER32-P	B
8.00	-	1.97	3.94	125	Spin Tru	C50-32ER800-KB	\$274.00	15,000G2.5	CN-ER32-K	WR-ER32-K	D
	1.34	1.97	-	125	Lyndex	C50-32ER800-L	\$293.02	-	CN-ER32-L	WR-ER32-L	B
	-	1.93	4.00	-	Command	C50-32ER800-M	\$206.29	-	-	-	C

C Proj.	L1	B Nut Dia.	D Socket Depth	Nut Tight. Torque (ft.lbs.)	Brand	Part Number	Price Each	MAX RPM Balanced Up to	Collet Nut	Wrench	Code
ER 40 ER-40 Collet Series-.040 - 0.810 (1mm - 20.6mm)											
1.06	-	2.48	-	140	Spin Tru	C50-40ER106-KB	\$274.00	15,000G2.5	CN-ER40-K	WR-ER40-K	D
1.69	-	2.48	-	140	Spin Tru	C50-40ER169-KB	\$274.00	15,000G2.5	CN-ER40-K	WR-ER40-K	D
3.00	-	2.48	-	140	Kingston	C50-40ER300-K	\$125.46	12,000G6.3	CN-ER40-K	WR-ER40-K	F
	-	2.48	-	140	Spin Tru	C50-40ER300-KB	\$210.00	15,000G2.5	CN-ER40-K	WR-ER40-K	D
4.00	-	2.48	-	140	Kingston	C50-40ER400-K	\$126.50	12,000G6.3	CN-ER40-K	WR-ER40-K	F
	-	2.48	-	140	Spin Tru	C50-40ER400-KB	\$229.00	15,000G2.5	CN-ER40-K	WR-ER40-K	D
	-	2.48	-	140	Techniks	C50-40ER400-T	\$180.00	18,000G2.5	CN-ER40-T	WR-ER40-T	B
	1.50	2.48	-	140	Lyndex	C50-40ER400-L	\$244.02	-	CN-ER40-L	WR-ER40-L	B
	2.48	2.48	-	140	Sowa	C50-40ER400-GB	\$184.87	15000	CN-ER40-G	WR-ER40-G	C
4.12	-	2.48	5.40	-	Command	C50-40ER400-M	\$183.33	-	-	-	C
	-	2.36	4.00	162	Parlec	C50-40ER412-P	\$204.00	-	CN-ER40-P	WR-ER40-P	B
6.00	-	2.48	-	140	Kingston	C50-40ER600-K	\$147.06	12,000G6.3	CN-ER40-K	WR-ER40-K	F
	-	2.48	-	140	Spin Tru	C50-40ER600-KB	\$247.00	15,000G2.5	CN-ER40-K	WR-ER40-K	D
	-	2.48	6.40	-	Command	C50-40ER600-M	\$197.40	-	-	-	C
8.00	-	2.48	5.91	140	Spin Tru	C50-40ER800-KB	\$283.00	15,000G2.5	CN-ER40-K	WR-ER40-K	D
	1.50	2.48	-	140	Lyndex	C50-40ER800-L	\$293.02	-	CN-ER40-L	WR-ER40-L	B

ER COLLET SETS

- Concentricity is 13 microns or 0.0005" TIR or better
- Manufactured with Swiss technology
- Crafted from high quality European alloy spring steel
- **TRUE INCH** and metric sizes
- **Fractional Collets** manufactured specifically for US market requirements
- 16 slot construction for rigid clamping and extra concentricity
- Accu-Collets improve tool life, part finish and reduces spindle wear
- Can be used for drilling, milling, tapping and reaming

Accu-Collets



Type	Description	No. Of Collets	Part Number	Set Price
ER-8	1/16"-3/16" x 1/64	9	08-SET9-INCH	\$112.50
ER-11	1/16"-1/4" x 1/32	7	11-SET7-INCH	\$87.50
	1/16" - 1/4" x 1/64	13	11-SET13-INCH	\$162.50
ER-16	1/16" - 3/8" x 1/32"	11	16-SET11-INCH	\$137.50
ER-20	1/16" - 1/2" x 1/32"	15	20-SET15-INCH	\$206.25
ER-25	3/32" - 5/8" x 1/32"	18	25-SET18-INCH	\$247.50
ER-32	1/8"-3/4" x 1/32"	21	32-SET21-INCH	\$288.75
ER-40	1/8"-1" x 1/64"	15	40-SET15-INCH	\$262.50
	1/8" - 1" x 1/32"	29	40-SET29-INCH	\$507.50

Call Us Or Visit Our Website For Our Complete Selection!

2010-11 Master Catalog

203

LATHES CHUCKS
LIVE CENTERS

VICE JAWS
VICE ACCESSORIES

STRAIGHT SHANK
COLLET HOLDERS

LATHES BUSHINGS
DRILL CHUCKS

CARBIDE INSERTS
THREADING/GROOVING

CUTTING TOOLS
MACHINERY

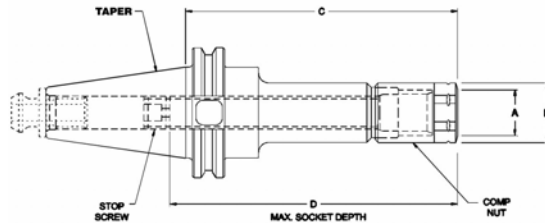
PRECISION TOOLS
DEBURRING

COOLANT/FLUIDS
TOOL STORAGE

CHUCK JAWS
LATHE WORKHOLDING

CAT-50 V-FLANGE DA/TG COLLET CHUCKS

DA SERIES COLLET CHUCKS



MACHINE VISES
MAGNETIC CHUCKS

C Proj.	L1	B Nut Dia.	D Socket Depth	Nut Tight. Torque (ft.lbs.)	Brand	Part Number	Price Each	MAX RPM Balanced Up to	Collet Nut	Wrench	Code
DA 100 DA100 Collet Series-.062 - 0.562 (1.587mm - 14.287mm)											
3.00	-	-	-	-	Kingston	C50-10DA300-K	\$133.15	12,000G6.3	CN-DA100-K	WR-DA100-K	F
	-	-	-	-	Spin Tru	C50-10DA300-KB	\$138.40	15,000G2.5	CN-DA100-K	WR-DA100-K	D
6.00	-	-	-	-	Kingston	C50-10DA600-K	\$133.15	12,000G6.3	CN-DA100-K	WR-DA100-K	F
	-	-	-	-	Spin Tru	C50-10DA600-KB	\$146.40	15,000G2.5	CN-DA100-K	WR-DA100-K	D
DA 180 DA180 Collet Series-.031 - 0.750 (.800mm - 19mm)											
3.00	-	-	-	-	Kingston	C50-18DA300-K	\$133.15	12,000G6.3	CN-DA180-K	WR-DA180-K	F
	-	-	-	-	Spin Tru	C50-18DA300-KB	\$147.20	15,000G2.5	CN-DA180-K	WR-DA180-K	D
3.38	-	1.44	3.30	40	Parlec	C50-18DA338-P	\$158.25	-	CN-DA180L-P	WR-DA180L-P	B
4.00	1.50	1.44	-	-	Lyndex	C50-18DA400-L	\$204.82	-	CN-DA180-L	WR-DA180-L	B
6.00	-	-	-	-	Kingston	C50-18DA600-K	\$133.15	12,000G6.3	CN-DA180-K	WR-DA180-K	F
	-	-	-	-	Spin Tru	C50-18DA600-KB	\$147.20	15,000G2.5	CN-DA180-K	WR-DA180-K	D
-	1.50	1.44	-	-	Lyndex	C50-18DA600-L	\$210.70	-	CN-DA180-L	WR-DA180-L	B
6.15	-	1.44	6.00	40	Parlec	C50-18DA615-P	\$160.50	-	CN-DA180L-P	WR-DA180L-P	B

RETENTION KNOBS
ER, DA, TG COLLETS

TOOLHOLDERS
TAP HOLDERS

DA COLLET SETS

FEATURES:

- DA Collets collapse approx. 1/32"
- Machined to exacting standards
- Ideal choice for high speed and high precision drilling operations
- Tolerance: 0.0003" at collet nose
- Customized sets available! Please call for more information



Collet Series	Description	Part Number	Price
DA300	9 Pieces (1/8"-1/4") by 64ths	DA300-SET9	\$89.25
DA200	17 Pieces (1/8"-3/8") by 64ths	DA200-SET17	\$170.00
DA100	29 Pieces (1/8"-9/16") by 64ths	DA100-SET29	\$296.40
DA180	33 Pieces (1/4-3/4) by 64ths	DA180-SET33	\$357.28
DA180	21 Pieces (1/8-3/4) by 32nds	DA180-SET21	\$244.64

INDEXABLE DRILLS
TURNING & BORING

TOOL FIXTURES



FEATURES:

- Holds your CAT-40/50 Tool Holders and keeps them from moving while being tightened.
- Universal Handle makes it easy to use in any position.

Taper	Part Number	Price Each
CAT 40	TF-4001-K	\$95.00
CAT 50	TF-5001	\$175.00



STURDY PLASTIC HOLDING TRAYS

For CAT or BT Taper Toolholders



FEATURES:

- Can be used with CAT or BT Holders.
- Available for 30 or 40 taper Tool Holders.
- An inexpensive way to organize your tool holders.

Taper Size	No. of Holes	Part Number	Price Each
CAT/BT30	10	TRAY30-10	\$29.50
CAT/BT40	10	TRAY40-10	\$29.50

SPINDLE WIPERS

Maintain Contact And Spindle Accuracy!



Taper Size	Part Number	Price Each
30	WIPER-300	\$24.99
40	WIPER-400	\$24.99
50	WIPER-500	\$29.99

ENDMILLS, DRILLS
TAPS & REAMERS

ABRASIVES
MEASURING TOOLS

MRO & SAFETY
FLAT STOCK/DRILL ROD



BALANCED TOOLHOLDERS FOR INCREASED SPEED & SPINDLE LIFE

Kingston Tool offers a complete line of balanced CNC tool holders, manufactured to meet today's machinists need for speed and accuracy at a competitive price. Balanced to 12000 rpm @ g6.3, Kingston Balanced Toolholders increase spindle and tool life, as well as helping to improve surface finish.



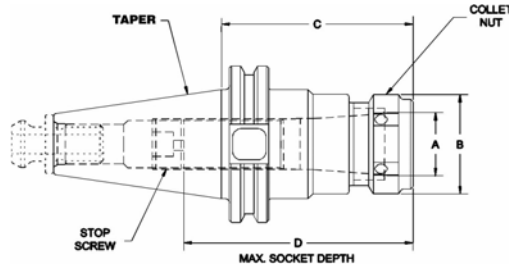
FEATURES:

- Balanced to 12,000 rpm @ g6.3
- Manufactured to the highest degree of technical excellence to ISO9002 quality control standards
- Certification included with each holder
- Crafted from SAE 8620 alloy steel
- AT3 Class Accuracy
- Balanced holders result in less vibration, chatter and extended tool life.
- 100% Satisfaction Guaranteed!

Call Us Today For All Of Your Machine Tool Needs!

CAT-50 V-FLANGE TG COLLET CHUCKS

TG SERIES COLLET CHUCKS



TG COLLETS
are on
pages **163-164**



C Proj.	L1	B Nut Dia.	D Socket Depth	Nut Tight. Torque (ft.lbs.)	Brand	Part Number	Price Each	MAX RPM Balanced Up to	Collet Nut	Wrench	Code
TG 075 TG-75 Collet Series-3/64 to 3/4 (1.2mm - 19.1mm)											
3.00	-	1.97	-	60	Kingston	C50-75TG300-K	\$82.53	12,000G6.3	CN-TG075-K	WR-TG075-K	F
		1.97	-	60	Spin Tru	C50-75TG300-KB	\$162.00	15,000G2.5	CN-TG075-K	WR-TG075-K	D
3.50	1.61	1.89	-	60	Lyndex	C50-75TG350-L	\$197.96	-	CN-TG075-L	WR-TG075-L	B
4.50	-	1.97	-	60	Kingston	C50-75TG450-K	\$96.53	12,000G6.3	CN-TG075-K	WR-TG075-K	F
		1.97	-	60	Spin Tru	C50-75TG450-KB	\$162.00	15,000G2.5	CN-TG075-K	WR-TG075-K	D
6.00	-	1.97	-	60	Kingston	C50-75TG600-K	\$110.16	12,000G6.3	CN-TG075-K	WR-TG075-K	F
		1.97	-	60	Spin Tru	C50-75TG600-KB	\$185.00	15,000G2.5	CN-TG075-K	WR-TG075-K	D
TG 100 TG-100 Collet Series-5/64 to 1" (2mm - 25.4mm)											
3.00	-	2.44	-	60	Kingston	C50-10TG300-K	\$86.55	12,000G6.3	CN-TG100-K	WR-TG100-K	F
		2.44	-	60	Spin Tru	C50-10TG300-KB	\$162.00	15,000G2.5	CN-TG100-K	WR-TG100-K	D
		2.36	-	100	Techniks	C50-10TG300-T	\$145.00	18,000G2.5	CN-TG100-T	WR-TG100-T	B
3.25	-	2.53	4.20	-	Command	C50-10TG325-M	\$118.02	-	-	-	C
3.50	-	2.44	4.25	60	Parlec	C50-10TG350-P	\$122.25	-	CN-TG100-P	WR-TG100-P	B
	2.13	2.50	-	60	Lyndex	C50-10TG350-L	\$158.76	-	CN-TG100-L	WR-TG100-L	B
5.50	-	2.44	-	60	Kingston	C50-10TG550-K	\$114.81	12,000G6.3	CN-TG100-K	WR-TG100-K	F
		2.44	-	60	Spin Tru	C50-10TG550-KB	\$185.00	15,000G2.5	CN-TG100-K	WR-TG100-K	D
		2.44	5.50	60	Parlec	C50-10TG550-P	\$133.50	-	CN-TG100-P	WR-TG100-P	B
		2.44	-	60	Sowa	C50-10TG550-GB	\$149.53	15000	CN-TG100-G	WR-TG100-G	C
		3.47	5.00	-	Command	C50-15TG550-M	\$197.40	-	-	-	C
6.00	-	2.36	-	100	Techniks	C50-10TG600-T	\$198.00	18,000G2.5	CN-TG100-T	WR-TG100-T	B
7.50	-	2.44	-	60	Kingston	C50-10TG750-K	\$114.07	12,000G6.3	CN-TG100-K	WR-TG100-K	F
		2.44	-	60	Spin Tru	C50-10TG750-KB	\$203.00	15,000G2.5	CN-TG100-K	WR-TG100-K	D
TG 150 TG-150 Collet Series-23/64 to 1-1/2" (9.1mm - 38.1mm)											
3.50	-	3.50	-	70	Kingston	C50-15TG350-K	\$113.43	12,000G6.3	CN-TG150-K	WR-TG100-K	F
		3.50	-	70	Spin Tru	C50-15TG350-KB	\$191.00	15,000G2.5	CN-TG150-K	WR-TG100-K	D
	2.88	3.50	-	70	Lyndex	C50-15TG350-L	\$226.38	-	CN-TG150-L	WR-TG150-L	B
5.50	-	3.50	-	70	Kingston	C50-15TG550-K	\$120.13	12,000G6.3	CN-TG150-K	WR-TG100-K	F
		3.50	-	70	Spin Tru	C50-15TG550-KB	\$210.00	15,000G2.5	CN-TG150-K	WR-TG100-K	D
6.00	2.88	3.50	-	70	Lyndex	C50-15TG600-L	\$251.86	-	CN-TG150-L	WR-TG150-L	B
7.50	-	3.50	-	70	Kingston	C50-15TG750-K	\$132.81	12,000G6.3	CN-TG150-K	WR-TG100-K	F
		3.50	-	70	Spin Tru	C50-15TG750-KB	\$222.00	15,000G2.5	CN-TG150-K	WR-TG100-K	D

TG COLLET SETS

FEATURES:

- TG Collets collapse approx. 1/64"
- Machined to exacting standards
- Ideal choice for high speed and high precision milling and drilling operations
- Tolerance: 0.0003" at collet nose
- Sets available in TG 75, 100 & 150
- Different set quantities available- please call for more information



Collet Series	Set Qty	Range	Part Number	Price
TG 75	11	1/8"-3/4"-16ths	075-SET11	\$229.90
	22	1/8"-3/4"-32nds	075-SET22	\$459.80
	43	3/32"-3/4"-64ths	075-SET43	\$898.70
TG 100	59	3/32"-1"-64ths	100-SET59	\$944.00
	41	3/8"-1"-64ths	100-SET41	\$656.00
	30	3/32"-1"-32nds	100-SET30	\$480.00
	21	3/8"-1"-32nds	100-SET21	\$336.00
	15	1/8"-1"-16ths	100-SET15	\$240.00
TG 150	33	1/2"-1-1/2" - 32nds	150-SET33	\$893.64

Accu-Collets

Call Us Or Visit Our Website For Our Complete Selection!

2010-11 Master Catalog

205

LATHES CHUCKS
LIVE CENTERS

VICE JAWS
VICE ACCESSORIES

STRAIGHT SHANK
COLLET HOLDERS

LATHES BUSHINGS
DRILL CHUCKS

CARBIDE INSERTS
THREADING/GROOVING

CUTTING TOOLS
MACHINERY

PRECISION TOOLS
DEBURRING

COOLANT/FLUIDS
TOOL STORAGE

CHUCK JAWS
LATHE WORKHOLDING

MACHINE VISES
MAGNETIC CHUCKS

RETENTION KNOBS
ER, DA, TG COLLETS

TOOLHOLDERS
TAP HOLDERS

INDEXABLE DRILLS
TURNING & BORING

ENDMILLS, DRILLS
TAPS & REAMERS

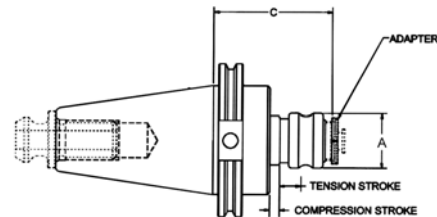
ABRASIVES
MEASURING TOOLS

MRO & SAFETY
FLAT STOCK/DRILL ROD

CAT-50 V-FLANGE TAP HOLDERS

V-FLANGE TAP HOLDERS

Tension / Compression and Synchronous Tapping
For use with Industry Standard Quick-Change Tap Collets



Adapter Size	Capacity	C Proj	Comp	Tension	A Dia	Brand	Part Number	Price Each	Code
--------------	----------	--------	------	---------	-------	-------	-------------	------------	------

Tension/Compression

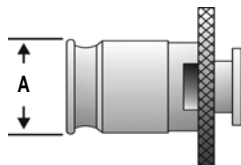
1	#0 - 9/16" Hand, 1/16" & 1/8" NPT	3.15	0.250	0.560	1.390	Parlec	C50-10TA315-P	\$279.00	B
		3.52	0.300	0.300	1.417	STS	C50-10TA352-U	\$225.00	D
	#0 - 9/16" Hand, 1/8" NPT	4.00	0.290	0.290	1.430	Sowa	C50-10TA400-G	\$294.41	C
5.02		0.390	0.790	1.250	Sowa	C50-10TA502-G	\$254.13	C	
2	5/16" - 7/8" Hand, 1/4", 3/8" & 1/2" NPT	4.56	0.370	0.750	-	Command	C50-10TA456-M	\$247.10	B
		3.93	0.492	0.492	2.080	STS	C50-20TA393-U	\$300.00	D
	5/16" - 7/8" Hand, 1/4" - 1/2" NPT	4.25	0.250	0.560	2.180	Parlec	C50-20TA425-P	\$295.00	B
		4.50	0.490	0.490	2.090	Sowa	C50-20TA450-G	\$335.00	C
		5.66	0.490	0.850	2.000	Sowa	C50-20TA566-G	\$330.62	C
		5.82	0.370	0.750	-	Command	C50-20TA582-M	\$293.09	B
3	13/16" - 1 3/8" Hand, 3/4" - 1" NPT	5.65	0.250	0.560	3.260	Parlec	C50-30TA565-P	\$396.00	B
		5.78	0.787	0.787	3.070	STS	C50-30TA578-U	\$400.00	D
		6.19	0.380	0.880	2.830	Collis	C50-30TA619-C	\$294.42	C
	13/16" - 1 3/8" Hand, 1/2" - 1" NPT	6.25	0.790	0.790	3.070	Sowa	C50-30TA625-G	\$443.85	C
		7.72	0.590	0.980	2.870	Sowa	C50-30TA772-G	\$517.89	C
		8.33	0.370	0.750	-	Command	C50-30TA833-M	\$354.69	B

Rigid Tapping

1	#0 - 9/16" Hand, 1/8" NPT	3.020	Rigid	Rigid	1.250	Sowa	C50-10FS302-G	\$154.48	C
		3.150	Rigid	Rigid	1.390	Parlec	C50-10TR315-P	\$254.70	B
		3.440	Rigid	Rigid	1.250	STS	C50-10FS344-U	\$195.00	D
		3.58	Rigid	Rigid		Command	C50-10TR358-M	\$233.03	B
2	5/16"-7/8" Hand, 1/4", 3/8" & 1/2" NPT	3.540	Rigid	Rigid	1.960	STS	C50-20FS354-U	\$235.00	D
		5/16" - 7/8" Hand, 1/4" - 1/2" NPT	3.910	Rigid	Rigid	2.000	Sowa	C50-20FS391-G	\$156.70
	4.22		Rigid	Rigid	-	Command	C50-20TR422-M	\$280.49	B
	4.250		Rigid	Rigid	2.180	Parlec	C50-20TR425-P	\$305.10	B
3	13/16"-1 3/8" Hand, 1/2"-1" NPT	4.980	Rigid	Rigid	2.870	Sowa	C50-30FS498-G	\$248.24	C
		13/16" - 1 3/8" Hand, 3/4" - 1" NPT	8.33	Rigid	Rigid		Command	C50-30FS833-M	\$369.53
	4.720		Rigid	Rigid	2.830	STS	C50-30FS472-U	\$230.00	D
	5.650		Rigid	Rigid	3.260	Parlec	C50-30FS565-P	\$396.00	B

TAP ADAPTERS/TAP COLLETS

- Interchangeable with industry standard tapping systems.
- Quick change feature saves you time
- **Torque Controlled** tap adapters are ideal for blind hole tapping to protect your taps and workpieces from tap breakage.
- **Positive Drive** adapters are best suited for through hole tapping applications.
- Quantity discounts!



E

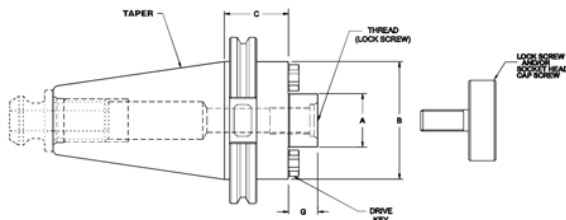
TAP SIZE	SIZE 1 (A=0.75)		SIZE 2 (A=1.22)		
	POSITIVE DRIVE	TORQUE CONTROLLED	POSITIVE DRIVE	TORQUE CONTROLLED	
	\$24.00 ea	\$60.00 ea	\$35.00 ea	\$97.00 ea	
#0-6, M2,M3 #8, M4	BZ10-6P	BZ10-6T	BZ20-6P	-	
	BZ10-8P	BZ10-8T	BZ20-8P	-	
	BZ10-10P	BZ10-10T	BZ20-10P	-	
#10, M4.5,M5 #12	BZ10-12P	BZ10-12T	BZ20-12P	-	
	1/4", M6 5/16", M7,M8	BZ10-025P	BZ10-025T	BZ20-25P	-
		BZ10-031P	BZ10-031T	BZ20-031P	BZ20-031T
3/8", M10 7/16"	BZ10-037P	BZ10-037T	BZ20-037P	BZ20-037T	
	BZ10-043P	BZ10-043T	BZ20-043P	BZ20-043T	
1/2", M12 9/16", M14	BZ10-050P	BZ10-050T	BZ20-050P	BZ20-050T	
	BZ10-056P	BZ10-056T	BZ20-056P	BZ20-056T	
5/8", M16 11/16", M18 3/4"	-	-	BZ20-062P	BZ20-062T	
	-	-	BZ20-068P	BZ20-068T	
	-	-	BZ20-075P	BZ20-075T	

Call Us Today For All Of Your Machine Tool Needs!

2010-11 Master Catalog

CAT-50 V-FLANGE SHELL MILL HOLDERS

SHELL MILL HOLDERS



A Pilot dia	B Dia	C Proj	G	Brand	Part Number	Price	Drive Key	Screw Thread	Lock Screw	Arbor Screw	Code
1/2" 0.500	1.44	5.50	-	Kingston	C50-50SM550-K	\$143.76	-	-	-	-	F
	1.44	5.50	-	Spin Tru	C50-50SM550-KB	\$163.20	-	-	-	-	D
3/4" 0.750	1.75	1.50	-	Kingston	C50-75SM150-K	\$112.68	-	-	-	-	F
	1.75	1.50	-	Spin Tru	C50-75SM150-KB	\$128.00	-	-	-	-	D
	1.69	1.50	-	Command	C50-75SM150-M	\$123.20	75KY	3/8"-24	-	028-192	B
	2.00	1.75	0.67	Lyndex	C50-75SM175-L	\$165.62	5/16	3/8"-24	-	A3/8-24	B
	1.75	3.50	-	Kingston	C50-75SM350-K	\$121.94	-	-	-	-	F
	2.00	4.00	0.67	Lyndex	C50-75SM400-L	\$195.02	5/16	3/8"-24	-	A3/8-24	B
	1.75	5.50	-	Kingston	C50-75SM550-K	\$129.80	-	-	-	-	F
	1.75	5.50	-	Spin Tru	C50-75SM550-KB	\$143.60	-	-	-	-	D
2.00	8.00	0.67	Lyndex	C50-75SM800-L	\$293.02	5/16	3/8"-24	-	A3/8-24	B	
1" 1.000"	2.75	1.75	0.69	Lyndex	C50-10SM175-L	\$165.62	3/8"	1/2"-20	-	A1/2-20	B
	2.19	2.00	-	Command	C50-10SM200-M	\$123.20	10KY	1/2"-20	10LS	028-188	B
	2.75	2.00	-	Kingston	C50-10SM200-K	\$112.68	-	-	-	-	F
	2.75	2.00	-	Spin Tru	C50-10SM200-KB	\$117.60	-	-	-	-	D
	2.75	4.00	-	Kingston	C50-10SM400-K	\$123.70	-	-	-	-	F
	2.75	4.00	-	Spin Tru	C50-10SM400-KB	\$128.80	-	-	-	-	D
	2.75	4.00	0.69	Lyndex	C50-10SM400-L	\$195.02	3/8"	1/2"-20	-	A1/2-20	B
	2.75	6.00	-	Kingston	C50-10SM600-K	\$131.00	-	-	-	-	F
	2.75	6.00	-	Spin Tru	C50-10SM600-KB	\$132.80	-	-	-	-	D
	2.75	6.00	0.69	Lyndex	C50-10SM600-L	\$239.12	3/8"	1/2"-20	-	A1/2-20	B
1-1/4" 1.250	2.75	1.50	0.68	Parlec	C50-12SM150-P	\$140.25	12KY	5/8"-18	12LS	028-193	B
	2.88	1.50	-	Kingston	C50-12SM150-K	\$112.68	-	-	-	-	F
	2.88	1.50	-	Spin Tru	C50-12SM150-KB	\$120.00	-	-	-	-	D
	2.88	1.75	0.69	Lyndex	C50-12SM175-L	\$165.62	1/2"	5/8"-18	-	A5/8-18	B
	2.75	3.50	-	Command	C50-12SM350-M	\$150.64	12KY	5/8"-18	12LS	028-193	B
	2.88	3.50	-	Kingston	C50-12SM350-K	\$123.70	-	-	-	-	F
	2.88	3.50	-	Spin Tru	C50-12SM350-KB	\$132.00	-	-	-	-	D
	2.88	4.00	0.69	Lyndex	C50-12SM400-L	\$203.84	1/2"	5/8"-18	-	A5/8-18	B
	2.88	5.50	-	Kingston	C50-12SM550-K	\$143.55	-	-	-	-	F
	2.88	5.50	-	Spin Tru	C50-12SM550-KB	\$144.00	-	-	-	-	D
1-1/2" 1.500	3.80	2.00	0.93	Lyndex	C50-15SM200-L	\$170.52	5/8"	3/4"-16	-	A3/4-16	B
	3.81	2.40	-	Spin Tru	C50-15SM240-KB	\$131.20	-	-	-	-	D
	3.81	2.50	-	Command	C50-15SM250-M	\$127.68	15KY	3/4"-16	15LS	15LS	B
	3.38	2.75	-	Kingston	C50-15SM275-K	\$110.17	-	-	-	-	F
	3.80	4.00	0.93	Lyndex	C50-15SM400-L	\$190.12	5/8"	3/4"-16	-	A3/4-16	B
	3.81	4.00	-	Kingston	C50-15SM400-K	\$128.98	-	-	-	-	F
	3.81	4.00	-	Spin Tru	C50-15SM400-KB	\$144.00	-	-	-	-	D
	3.81	6.00	-	Kingston	C50-15SM600-K	\$145.00	-	-	-	-	F
	3.81	6.00	-	Spin Tru	C50-15SM600-KB	\$156.80	-	-	-	-	D
	3.75	6.00	0.94	Parlec	C50-15SM600-P	\$210.00	15KY	3/4"-16	15LS	15LS	B
2" 2.000	4.38	2.00	0.93	Lyndex	C50-20SM200-L	\$223.44	3/4"	1"-14	-	A1-14	B
	4.88	2.75	-	Kingston	C50-20SM275-K	\$131.95	-	-	-	-	F
	4.88	2.75	-	Spin Tru	C50-20SM275-KB	\$148.00	-	-	-	-	D
	4.88	3.00	-	Command	C50-20SM300-M	\$155.82	20KY	1"-14	20LS	20LS	B
	4.38	4.00	0.93	Lyndex	C50-20SM400-L	\$263.62	3/4"	1"-14	-	A1-14	B
	4.88	4.00	-	Kingston	C50-20SM400-K	\$154.44	-	-	-	-	F
	4.88	4.00	-	Spin Tru	C50-20SM400-KB	\$171.20	-	-	-	-	D
	4.88	6.00	-	Kingston	C50-20SM600-K	\$181.78	-	-	-	-	F
2-1/2" 2.500	4.88	2.40	-	Command	C50-25SM240-M	\$201.11	25KY	1"-14	25LS	25LS	B
	4.88	4.00	-	Command	C50-25SM400-M	\$230.02	25KY	1"-14	25LS	25LS	B

LATHE CHUCKS
LIVE CENTERS

VICE JAWS
VICE ACCESSORIES

STRAIGHT SHANK
COLLET HOLDERS

LATHE BUSHINGS
DRILL CHUCKS

CARBIDE INSERTS
THREADING/GROOVING

CUTTING TOOLS
MACHINERY

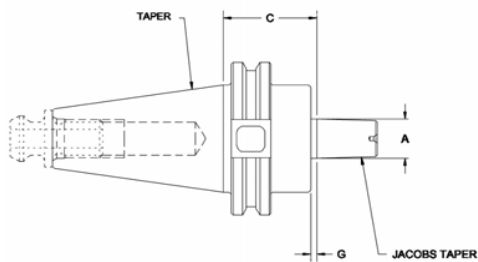
PRECISION TOOLS
DEBURRING

COOLANT/FLUIDS
TOOL STORAGE

Call Us Or Visit Our Website For Our Complete Selection!

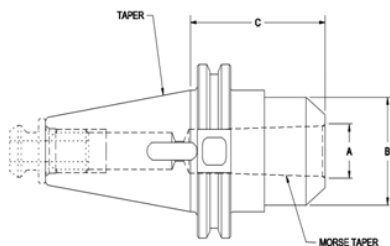
CAT-50 V-FLANGE JACOBS/MORSE HOLDERS

JACOBS TAPER HOLDERS



Jacobs Taper	C Proj	A dia	G	Brand	Part Number	Price	Code
JT 2	1.50	-	-	Kingston	C50-02JT150-K	\$81.80	F
	1.50	-	-	Spin Tru	C50-02JT150-KB	\$95.20	D
	1.50	0.56	0.12	Parlec	C50-02JT150-P	\$103.50	B
	1.50	-	-	Command	C50-02JT150-M	\$92.08	C
	2.44	0.56	-	Kingston	C50-02JT244-K	\$84.00	F
	2.44	0.56	-	Spin Tru	C50-02JT244-KB	\$95.20	D
JT 3	1.50	-	-	Kingston	C50-03JT150-K	\$81.80	F
	1.50	-	-	Spin Tru	C50-03JT150-KB	\$95.20	D
	1.50	0.81	0.12	Parlec	C50-03JT150-P	\$97.50	B
	1.50	-	-	Command	C50-03JT150-M	\$92.05	C
	2.81	0.81	-	Kingston	C50-03JT281-K	\$84.00	F
	2.81	0.81	-	Spin Tru	C50-03JT281-KB	\$95.20	D
JT 4	1.50	-	-	Kingston	C50-04JT150-K	\$81.80	F
	1.50	-	-	Spin Tru	C50-04JT150-KB	\$95.20	D
	1.50	1.12	0.12	Parlec	C50-04JT150-P	\$103.50	B
	1.50	-	-	Command	C50-04JT150-M	\$92.05	C
	3.25	1.13	-	Kingston	C50-04JT325-K	\$84.00	F
	3.25	1.13	-	Spin Tru	C50-04JT325-KB	\$95.20	D
JT 6	1.50	0.68	0.12	Parlec	C50-06JT150-P	\$103.50	B
	1.59	-	-	Kingston	C50-06JT159-K	\$81.80	F
	1.59	-	-	Spin Tru	C50-06JT159-KB	\$95.20	D
	1.50	-	-	Command	C50-06JT150-M	\$92.05	C
	2.59	0.68	-	Kingston	C50-06JT259-K	\$84.00	F
	2.59	0.68	-	Spin Tru	C50-06JT259-KB	\$95.20	D
JT 33	1.50	-	-	Kingston	C50-33JT150-K	\$91.45	F
	1.50	-	-	Spin Tru	C50-33JT150-KB	\$81.80	D
	1.50	0.62	0.12	Parlec	C50-33JT150-P	\$103.50	B
	1.50	-	-	Command	C50-33JT150-M	\$92.05	C
	2.59	0.63	-	Kingston	C50-33JT259-K	\$91.45	F
	2.59	0.63	-	Spin Tru	C50-33JT259-KB	\$95.20	D

MORSE TAPER HOLDERS



Morse Taper	C Proj	A Dia	B Face Dia	Brand	Part Number	Price	Code
MT 1	1.5	-	2.75	Kingston	C50-01MT150-K	\$81.80	F
	1.5	-	2.75	Spin Tru	C50-01MT150-KB	\$111.20	D
	1.5	-	1	Collis	C50-01MT150-C	\$93.17	C
	1.5	0.48	2.75	Parlec	C50-01MT150-P	\$136.50	B
MT 2	1.38	-	-	Command	C50-02MT138-M	\$112.84	C
	1.5	0.7	2.75	Parlec	C50-02MT150-P	\$118.50	B
	2	-	1.25	Kingston	C50-02MT200-K	\$81.80	F
	2	-	1.25	Spin Tru	C50-02MT200-KB	\$103.20	D
MT 3	1.88	-	-	Command	C50-03MT188-M	\$112.84	C
	2.31	0.94	2.25	Parlec	C50-03MT231-P	\$118.50	B
	2.31	-	1.75	Spin Tru	C50-03MT231-KB	\$111.20	D
	2.5	-	1.75	Kingston	C50-03MT250-K	\$81.80	F
MT 4	2.75	-	-	Command	C50-04MT275-M	\$112.84	C
	3.18	-	2	Kingston	C50-04MT318-K	\$81.80	F
	3.18	-	2	Spin Tru	C50-04MT318-KB	\$111.20	D
	3.18	1.23	2.25	Parlec	C50-04MT318-P	\$118.50	B
MT 5	3.75	-	2.75	Kingston	C50-05MT375-K	\$81.80	F
	3.75	-	2.75	Spin Tru	C50-05MT375-KB	\$125.60	D
	4.06	-	-	Command	C50-05MT406-M	\$137.27	C
	4.75	1.75	2.75	Parlec	C50-05MT475-P	\$143.25	B

Call Us Today For All Of Your Machine Tool Needs!