

VERTICAL MILLING MACHINES

A

VERTICAL MILLING MACHINES

JVM-836-1/3


This small mill has all of the features found on our larger mills, but sized for the home shop, repair shops or small maintenance shops.

STANDARD FEATURES

- Precision bored and honed milling head
- Large diameter quill is chromed
- High precision spindle bearings
- Over 10" of front to back ram travel
- Locks on all movable surfaces
- Hardened and ground precision table
- Head tilts left or right
- Graduated scale on column
- Precision ground dovetail ways

STANDARD EQUIPMENT

- One-shot lubrication system
- Way Covers
- Draw bar
- Tool box and tools



OPTIONAL ACCESSORIES

Description	Part Number	Price
58 Piece Clamping Kit	TECO-20402PL	\$69.99
R-8 Collet Set (13pcs)	R8-SET13	\$76.84
6" Vise	KURT-D675	\$399.00
X-Axis Table Powerfeed	JET-350089	\$629.10
Y-Axis Table Powerfeed	JET-350087	\$652.50
Newall DRO 3-Axis	JET-J8246C80M	\$1989.75

FINANCING AVAILABLE!

Call For Our Promotional Pricing!

PART NUMBER	JET-690036 \$5,599.00	JET-690038 \$5,599.00
Model Number	JVM-836-1	JVM-836-3
Table Size	7-7/8" x 35-3/4"	7-7/8" x 35-3/4"
Spindle Taper	R-8	R-8
Diameter of Quill	3-3/8"	3-3/8"
Number of Spindle Speeds	5	10
Range of Spindle Speeds (RPM)	240 - 1,550	120-1,550
Spindle Travel	5"	5"
Head Movement	90° R & L	90°R&L
Distance Spindle to Table (max)	14"	14"
Distance Spindle to Column (min)	5-1/4"	5-1/4"
Distance Spindle to Column (max)	15-3/4"	15-3/4"
Longitudinal Table Travel (X-axis)	22-1/4"	22-1/4"
Cross Travel (Y-axis)	9-1/2"	9-1/2"
Collet Capacity	1/8" - 7/8"	1/8" - 7/8"
T-Slots (Number & Size)	3 at 5/8"	3 at 5/8"
T-Slot Centers	2-1/2"	2-1/2"
Maximum Weight of Workpiece	500 lbs	500 lbs
Travel of Knee (7-axis)	14"	14"
Travel of Ram	10-1/2"	10-1/2"
Motor	1-1/2HP, 115/230V, 1Ph, Prewired 115V	1-1/2HP, 230V only 3Ph Prewired
Overall Dimensions	55" x 52" x 77"	55" x 52" x 72"
Net Weight	1544	1544

LATHES CHUCKS
LIVE CENTERS

WISE ACCESSORIES
WISE JAWS

STRAIGHT SHANK
COLLET HOLDERS

LATHES BUSHINGS
DRILL CHUCKS

CARBIDE INSERTS
THREADING/GROOVING

CUTTING TOOLS
MACHINERY

PRECISION TOOLS
DEBURRING

COOLANT/FLUIDS
TOOL STORAGE

JET

JET

VERTICAL MILLING MACHINES

JTM-1/2


JET'S Step Pulley milling machine is the perfect solution for maintenance shops, repair shops, job shops, schools and light production.

STANDARD EQUIPMENT

- Meehanite® casting
- Precision bored and honed milling head
- Large diameter quill is chromed
- High precision Class 7 spindle bearings
- Spindle head is internally cooled
- Satin chrome finished dials
- Heavy-duty splined motor drive
- One-piece quill pinion and shaft
- Three-stage power downfeed with automatic stop
- Heavy-duty spindle brake
- Locks on all movable surfaces
- Precision hardened and ground ways
- Precision ground table
- Adjustable gibs throughout
- Internal coolant tank built into base for use with coolant system (Pump not included)
- Tolerance test sheet included

STANDARD EQUIPMENT

- One-shot lubrication system
- Way covers
- Draw bar
- Tool box with tools



OPTIONAL ACCESSORIES

Description	Part Number	Price
58 Piece Clamping Kit	TECO-20402PL	\$69.99
R-8 Collet Set (13pcs)	R8-SET13	\$76.84
6" Vise	KURT-D675	\$399.00
Y-Axis Table Powerfeed	JET-350087	\$652.50
Newall DRO 3-Axis	JET-J123016C80M	\$1989.75

Includes FREE X-Power Feed! A \$749.00 Value!

FINANCING AVAILABLE!

Call For Our Promotional Pricing!

JTM-1/2 VERTICAL MILLING MACHINES

PART NUMBER	JET-690019 \$8,025.00	JET-690006 \$8,225.00
Model Number	JTM-1	JTM-2
Table Size	9" x 42"	9" x 42"
Spindle Taper	R-8	R-8
Diameter of Quill	3-3/8"	3-3/8"
Number of Spindle Speeds	16	8
Range of Spindle Speeds (RPM)	80 - 5,440	80 - 2,720
Downfeeds of Spindle (per/rev./in.)	.0015 -.003-.006	.0015 -.003-.006
Spindle Travel	5"	5"
Head Movement	90° R/L 45° F/B	90° R/L 45° F/B
Distance Spindle to Table (max)	17-1/2"	17-1/2"
Distance Spindle to Column (min)	4-1/2"	4-1/2"
Distance Spindle to Column (max)	19"	19"
Longitudinal Table Travel (X-axis)	23-7/8"	23-7/8"
Cross Travel (Y-axis)	12-1/2"	12-1/2"
Collet Capacity	1/8" - 7/8"	1/8" - 7/8"
T-slots, Number & Size	3 at 5/8"	3 at 5/8"
T-slot Centers	2-1/2"	2-1/2"
Maximum Weight of Workpiece	550 lbs	550 lbs
Travel of Knee (Z-axis)	14-1/2"	14-1/2"
Travel of Ram	13-3/8"	13-3/8"
Motor	2HP, 230V, 3Ph	2HP, 115/230V, 1Ph, Prewired 230V
Overall Dimensions	57" x 64" x 82"	57" x 64" x 82"
Net Weight	2,200 lbs	2,200 lbs

Call Us Or Visit Our Website For Our Complete Selection!

2010-11 Master Catalog

495

VERTICAL MILLING MACHINES

SUPER PRECISION MANUAL MILLS



- Meehanite Casting
- Turcite-B Coating (Made in USA)
- Spindle Max. Runout 0.0002 (R8 Spindle)
- Super Precision Spindle Bearings
- Quill Return Spring
- Forward/Reverse Switch and Box
- Hardened and ground bedways, table quill & back gear
- Quill feeds (0.0015, 0.003, 0.006)
- Quick change gear box

Model GMV-1



FINANCING AVAILABLE!

	GAN-GMV-1	GAN-GMV-2	GAN-GMV-3
Precision Manual Mill	CALL	CALL	CALL
Table	9 x 42	9 x 49	10 x 54
Travel (x,y,quill)	26 x 12 x 5	30 x 12 x 5	36 x 16 x 5
Horse Power	3 HP	3 HP	3 HP
RPM	60-4200	60-4200	60-4200
Head Tilt (left to right)	90°	90°	90°
Head Tilt (front to back)	45°	45°	45°
Weight (lbs)	2540	2580	3360

Special Package Includes:

- Newall 2 Axis Digital Readout (3 year no-fault warranty)
- Powerpac Hi-Torque X Axis Powerfeed (Max torque 650 in/lb)
- Free Installation

Standard With Each Machine:
Coolant Pump/Chip Tray • Spring Loaded Way Covers
Halogen Lamp • Leveling Pads/Tool Box
One Shot Lubrication (GMV 1 & 2 only) Auto Lubrication (GMV 3 only)

SUPER PRECISION CNC MILLING MACHINES

Deluxe 2 and 3 Axis- 9" x 42"/49"


FEATURES:

- Matched pair of ABEC-7 Fafnir spindle bearings
- Hardened and ground quill with hard chrome plating
- Quill return spring is made in USA
- Hardened and ground precision back gear
- Hardened and ground ways, column and knee
- High tensile meehanite castings
- Red Furon Turcite-B coating
- 9" x 42"/49" Table, 3HP motor
- R8 spindle, precision ball screws



FREE TRAINING AND SET-UP!

Model GMV-2CNC



FINANCING AVAILABLE!

Standard With Each Machine:
Coolant Pump/Chip Pan
Halogen Lamp
Spring Loaded Way Covers

Increase Your Productivity For A Little Over \$4 Per Hour!

*Monthly payment subject to market interest rate and approval of credit.

	GAN-GMV-2CNC	GAN-GMV-3CNC
2 Axis Price:	CALL	CALL
3 Axis Price:	CALL	CALL
Table	9 x 49"	10 x 54"
T-Slot	5/8"	5/8"
Table Travel	30"	34"
Cross Travel	12"	16"
Quill Travel	5"	5"
Ways	Dovetail	Square
Spindle	R8	R8
Motor	3 HP, 3 Phase	3 HP, 3 Phase
Variable Speed Drive	60-500 rpm (low) 500-4200rpm (high)	60-500 rpm (low) 500-4200rpm (high)
Quill Feeds	0.0015, 0.003, 0.006	0.0015, 0.003, 0.006
Spindle Runout Max.	0.0002"	0.0002"
Head Tilt (left to right)	90°	90°
Head Tilt (front to back)	45°	45°

15" & 20" DRILL PRESSES

Call For Our Promotional Pricing!



- Cast iron head
- Large quill allows greater accuracy
- Head casting features a permanently lubricated ball bearing spindle assembly, using four heavy duty ball bearings mounted in an enclosed quill for extended life
- Massive T-slotted production work table (Model 2550 only)
- Large ground steel column diameter for maximum head and table support



Part Number	WI-2530 \$649.00	WI-2500 \$679.00	WI-2550 \$1199.00
Type	15" Bench	15" Floor	20" Floor
Drills to Center of Circle	15"	15"	20"
Cast Iron Drilling Cap.	5/8"	5/8"	3/4"
Steel Drilling Cap.	1/2"	1/2"	5/8"
Quill Diameter (in.)	1-7/8"	1-7/8"	2-1/4"
Quill Travel (in.)	3-3/8"	3-3/8"	4-3/4"
Spindle Taper	2 MT	2 MT	3 MT
Number & Range of Spindle Speeds (RPM)	12 (250, 340, 390, 510, 600, 650, 990, 1550, 1620, 1900, 2620, 3100)	12 (250, 340, 390, 510, 600, 650, 990, 1550, 1620, 1900, 2620, 3100)	12 (150,260,300,440, 490,540,1150,1550,1840 ,2220,2950,4200)
Overall Table Size	10" x 10"	10" x 10"	18-1/2" x 16-1/2"
Table Working Surface	10" x 10"	10" x 10"	14" x 16"
Column Diameter	2-7/8"	2-7/8"	3-5/8"
Base Size	11" x 18-1/2"	11" x 19-1/2"	22-3/4" x 17-3/4"
Spindle to Base	24-1/2"	48-3/4"	43-1/2"
Motor	3/4HP, 115V, 1Ph, 1725 RPM	3/4HP, 115V, 1Ph, 1725 RPM	1-1/2HP, 115V, 1Ph, 1725 RPM
Floor Space Required	26 x 13-3/8 x 39	26 x 13-3/8 x 39	63-1/234 x 21 x 67
Net Weight	157 lbs	185 lbs	321 lbs

Full Line Available!
Please call for more information.

Call Us Today For All Of Your Machine Tool Needs!

CHUCK JAWS
LATHE WORKHOLDING

MACHINE VISES
MAGNETIC CHUCKS

RETENTION KNOBS
ER, DA, TG COLLETS

TOOLHOLDERS
TAP HOLDERS

INDEXABLE DRILLS
TURNING & BORING

ENDMILLS, DRILLS
TAPS & REAMERS

ABRASIVES
MEASURING TOOLS

MRO & SAFETY
FLAT STOCK/DRILL ROD